

KEY

	National Summary
	Cancer Centre Summary
	DHB summary

Monthly reporting of oncology megavoltage radiation waiting times April 2006

National Summary

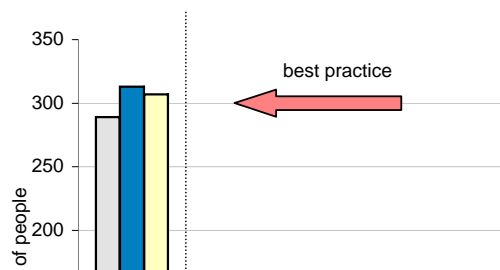
Priority A (Urgent) Priority B (Curative) Priority C (Palliative and other radical) Priority D (Combined chemotherapy and radiation treatment)

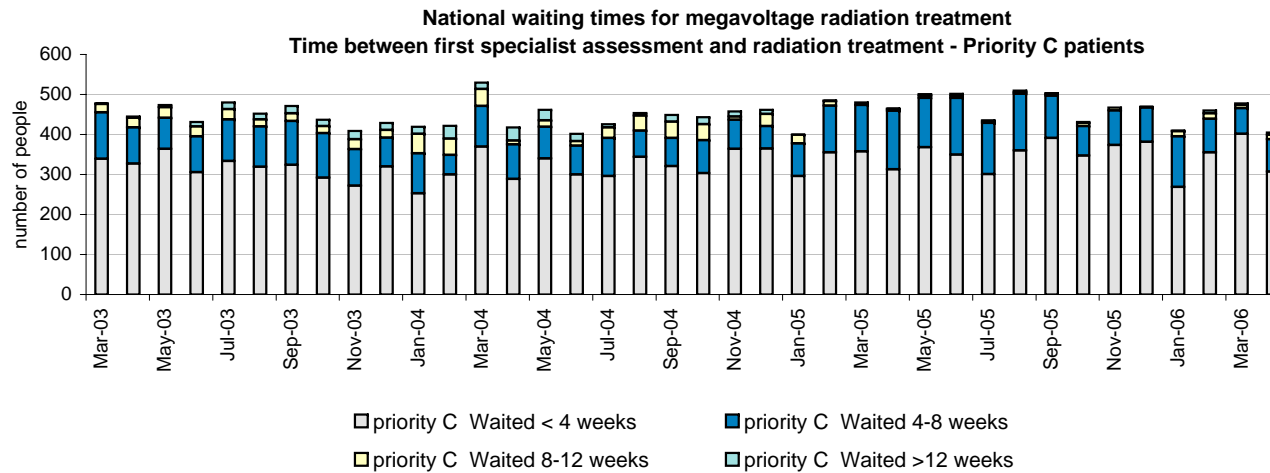
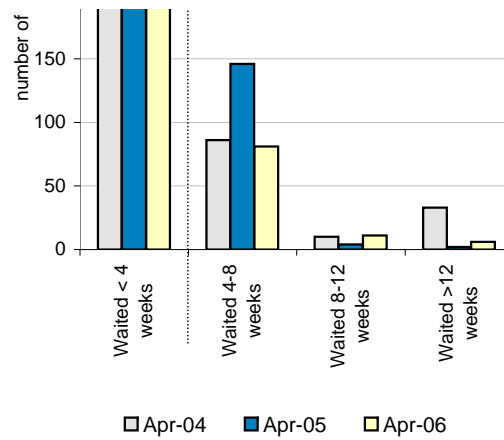
Time between the first specialist assessment and the start of radiation treatment		Apr-06				
		Priority A	Priority B	Priority C	Priority D	Total
Treatments started in current month (number of people)	Waited < 4 weeks	47	52	307	27	433
	Waited 4-8 weeks	0	14	81	28	123
	Waited 8-12 weeks	0	0	11	7	18
	Waited >12 weeks	0	0	6	30	36
TOTAL		47	66	405	92	610
Number of people with completed assessments waiting for treatment at month end(people)						749

* **Priority C patients** - waiting time information for priority C patients provides the best trend information to determine whether there are emerging problems. Priority C excludes urgent patients and Priority Ds (combined treatment) and are therefore the category most impacted by any delays

National waiting times for megavoltage radiation treatment 2004- 2006

Time between first specialist assessment and radiation treatment Priority C patients





Auckland DHB Cancer Center Summary

Priority A (Urgent) Priority B (Curative) Priority C (Palliative and other radical) Priority D (Combined chemotherapy and radiation treatment)

Department	A. Numbers waiting for first specialist assessment				Total
	Priority A	Priority B	Priority C	Priority D	
			Apr-06		

Assess	Assessments completed in current month (number of people)	4	92	39	0	135
	Average wait from referral to assessment (days)	4.24	12.36	19.42	0	14.16
	Number of people waiting for assessment at month end (people)	0	57	58	0	115

Treatment	B. Time between the first specialist assessment and the start of radiation treatment		Apr-06				
			Priority A	Priority B	Priority C	Priority D	Total
	Treatments started in current month (number of people)	Waited < 4 weeks	10	11	62	7	90
		Waited 4-8 weeks		5	44	12	61
		Waited 8-12 weeks			1	2	3
		Waited >12 weeks				14	14
	Average wait from assessment to treatment (weeks)		0	3.1		12.25	4.83
	Number of people with completed assessments waiting for treatment at month end (people)		1	18	160	158	337
	C. Time between receipt of referral and the start of radiation treatment		Apr-06				
			Priority A	Priority B	Priority C	Priority D	Total
Treatments started in current month (people)	Waited < 4 weeks	7	3	49	3	62	
	Waited 4-8 weeks	2	12	46	7	67	
	Waited 8-12 weeks			6	2	8	
	Waited >12 weeks	1	1	6	23	31	
	Total	10	16	107	35	168	
Average wait from referral to treatment (weeks)		4.47	5		17.79	10.31	

1 Patient domicile DHB = Auckland

Assessment	A. Numbers waiting for first specialist assessment		Apr-06				
			Priority A	Priority B	Priority C	Priority D	Total
	Assessments completed in current month (number of people)						
	Average wait from referral to assessment (days)		1.97	13.98	18	0	14.35
Number of people waiting for assessment at month end (people)		0	11	15	0	26	

Treatment	B. Time between the first specialist assessment and the start of radiation treatment		Apr-06				
			Priority A	Priority B	Priority C	Priority D	Total
	Treatments started in current month (number of people)	Waited < 4 weeks	1	1	12	1	15
		Waited 4-8 weeks		2	12	4	18
		Waited 8-12 weeks			1		1
		Waited >12 weeks				3	3
	Average wait from assessment to treatment (weeks)		0	3.62		11.45	5.15
	Number of people with completed assessments waiting for treatment at month end (people)		1	7	43	41	92
	C. Time between receipt of referral and the start of radiation treatment		Apr-06				
			Priority A	Priority B	Priority C	Priority D	Total

	Treatments started in current month (people)	Waited < 4 weeks	1	10	11
		Waited 4-8 weeks		3	11
		Waited 8-12 weeks		2	1
		Waited >12 weeks		2	6
		Total	1	3	25
Average wait from referral to treatment (weeks)			0	4.29	19.25
				8	37

2 Patient domicile DHB = Counties Manukau

Assessment	A. Numbers waiting for first specialist assessment		Apr-06				
			Priority A	Priority B	Priority C	Priority D	Total
	Assessments completed in current month (number of people)						
	Average wait from referral to assessment (days)		0	10.46	17.98	0	13.88
	Number of people waiting for assessment at month end (people)		0	14	18	0	35

Treatment	B. Time between the first specialist assessment and the start of radiation treatment		Apr-06				
			Priority A	Priority B	Priority C	Priority D	Total
	Treatments started in current month (number of people)	Waited < 4 weeks	5	4	22	2	33
		Waited 4-8 weeks		1	13	2	16
		Waited 8-12 weeks				1	1
		Waited >12 weeks				4	4
	Average wait from assessment to treatment (weeks)		0	2.54		13.62	4.38
	Number of people with completed assessments waiting for treatment at month end (people)			6	43	39	88
	C. Time between receipt of referral and the start of radiation treatment		Apr-06				
			Priority A	Priority B	Priority C	Priority D	Total
Treatments started in current month (people)	Waited < 4 weeks	3	1	16	1	21	
	Waited 4-8 weeks	2	3	14	1	20	
	Waited 8-12 weeks			3		3	
	Waited >12 weeks		1	2	7	10	
	Total	5	5	35	9	54	
Average wait from referral to treatment (weeks)		2.54	5.97		19.51	9.15	

3 Patient domicile DHB = Hawke's Bay

Assessment	A. Numbers waiting for first specialist assessment		Apr-06				
			Priority A	Priority B	Priority C	Priority D	Total
	Assessments completed in current month (number of people)		0	0	0	0	0
	Average wait from referral to assessment (days)		0	0	0	0	0

4	Number of people waiting for assessment at month end (people)	0	0	0	0	0
---	---	---	---	---	---	---

Treatment	B. Time between the first specialist assessment and the start of radiation treatment		Apr-06				
			Priority A	Priority B	Priority C	Priority D	Total
	Treatments started in current month (number of people)	Waited < 4 weeks	0	0	0	0	0
		Waited 4-8 weeks	0	0	0	0	0
		Waited 8-12 weeks	0	0	0	0	0
		Waited >12 weeks	0	0	0	0	0
	Average wait from assessment to treatment (weeks)						
	Number of people with completed assessments waiting for treatment at month end (people)						
	C. Time between receipt of referral and the start of radiation treatment		Apr-06				
			Priority A	Priority B	Priority C	Priority D	Total
Treatments started in current month (people)	Waited < 4 weeks	0	0	0	0	0	
	Waited 4-8 weeks	0	0	0	0	0	
	Waited 8-12 weeks	0	0	0	0	0	
	Waited >12 weeks	0	0	0	0	0	
	Total	0	0	0	0	0	
Average wait from referral to treatment (weeks)							

4 Patient domicile DHB = Northland

Assessment	A. Numbers waiting for first specialist assessment		Apr-06				
			Priority A	Priority B	Priority C	Priority D	Total
	Assesments completed in current month (number of people)						
	Average wait from referral to assessment (days)		0	5.9	0	0	5.9
Number of people waiting for assessment at month end (people)			0	1	2	0	3

Treatment	B. Time between the first specialist assessment and the start of radiation treatment		Apr-06				
			Priority A	Priority B	Priority C	Priority D	Total
	Treatments started in current month (number of people)	Waited < 4 weeks		1	1	8	10
		Waited 4-8 weeks			1	7	9
		Waited 8-12 weeks					0
		Waited >12 weeks					0
	Average wait from assessment to treatment (weeks)			0	2.07	4.57	3.05
	Number of people with completed assessments waiting for treatment at month end (people)			1	14	8	23
	C. Time between receipt of referral and the start of radiation treatment		Apr-06				
			Priority A	Priority B	Priority C	Priority D	Total
Treatments started in current month (people)	Waited < 4 weeks	1	1	6	1	9	
	Waited 4-8 weeks		1	8		9	

	Waited 8-12 weeks			1	1
	Waited >12 weeks				0
	Total	1	2	15	19
Average wait from referral to treatment (weeks)		1	2.07	3	3.8

5 Patient domicile DHB = Waikato

Assessment	A. Numbers waiting for first specialist assessment	Apr-06				
		Priority A	Priority B	Priority C	Priority D	Total
	Assessments completed in current month (number of people)					
	Average wait from referral to assessment (days)					
	Number of people waiting for assessment at month end (people)					1

Treatment	B. Time between the first specialist assessment and the start of radiation treatment	Apr-06				
		Priority A	Priority B	Priority C	Priority D	Total
	Treatments started in current month (number of people)					0
	Waited < 4 weeks					0
	Waited 4-8 weeks					0
	Waited 8-12 weeks					0
	Waited >12 weeks				1	1
	Average wait from assessment to treatment (weeks)				18.86	18.86
	Number of people with completed assessments waiting for treatment at month end (people)					
Assessment	C. Time between receipt of referral and the start of radiation treatment	Apr-06				
		Priority A	Priority B	Priority C	Priority D	Total
	Treatments started in current month (people)					0
	Waited < 4 weeks					0
	Waited 4-8 weeks					0
	Waited 8-12 weeks					0
	Waited >12 weeks				1	1
	Total	0	0	0	1	1
	Average wait from referral to treatment (weeks)				18.86	18.86

6 Patient domicile DHB = Waitemata

Assessment	A. Numbers waiting for first specialist assessment	Apr-06				
		Priority A	Priority B	Priority C	Priority D	Total
	Assessments completed in current month (number of people)					
	Average wait from referral to assessment (days)	6.51	15.91	21.72	0	17.25
	Number of people waiting for assessment at month end (people)	0	30	23	0	53

	B. Time between the first specialist assessment and the start of radiation treatment	Apr-06				
--	---	--------	--	--	--	--

Treatment			Priority A	Priority B	Priority C	Priority D	Total
			Treatments started in current month (number of people)	Waited < 4 weeks		3	5
	Waited 4-8 weeks			1	12	5	18
	Waited 8-12 weeks					1	1
	Waited >12 weeks					6	6
	Average wait from assessment to treatment (weeks)		0	3.64		11.96	5.39
	Number of people with completed assessments waiting for treatment at month end(people)			4	60	67	131
C. Time between receipt of referral and the start of radiation treatment			Apr-06				
Treatment			Priority A	Priority B	Priority C	Priority D	Total
			Treatments started in current month (people)	Waited < 4 weeks		2	1
	Waited 4-8 weeks			5	13	5	23
	Waited 8-12 weeks					1	1
	Waited >12 weeks		1		2	9	12
	Total		3	6	32	16	57
	Average wait from referral to treatment (weeks)		10.33	5.52		16.95	10.6

Waikato Cancer Centre Summary

Priority A (Urgent) Priority B (Curative) Priority C (Palliative and other radical) Priority D (Combined chemotherapy and radiation treatment)

Assessment	I. Numbers waiting for first specialist assessment		Apr-06				
			Priority A	Priority B	Priority C	Priority D	Total
	Assessments completed in current month (number of people)		9	28	66	14	117
	Average wait from referral to assessment (days)		1	7	17	49	17
	Number of people waiting for assessment at month end(people)		0	9	50	60	119

Assessment	II. Time between the first specialist assessment and the start of radiation treatment		Apr-06				
			Priority A	Priority B	Priority C	Priority D	Total
	Treatments started in current month (number of people)	Waited < 4 weeks	9	16	66	8	99
		Waited 4-8 weeks	0	1	6	5	12
		Waited 8-12 weeks	0	0	0	0	0
		Waited >12 weeks	0	0	0	0	0
	Average wait from assessment to treatment (days to May 03 - weeks from June 03)		0	2	1.6	3	1.7
	Number of people with completed assessments waiting for treatment at month end(people)		0	6	45	6	57

Treat	III. Time between receipt of referral and the start of radiation treatment		Apr-06				
			Priority A	Priority B	Priority C	Priority D	Total
	Treatments started in current month (people)	<i>Waited < 4 weeks</i>	7	12	18	1	38
		<i>Waited 4-8 weeks</i>	8	5	14	6	33
		<i>Waited 8-12 weeks</i>	0	0	6	1	7
		<i>Waited >12 weeks</i>	0	0	0	1	1
		Total	15	17	38	7	77
Average wait from referral to treatment (weeks)							

1 Patient domicile DHB = Waikato

Assessment	I. Numbers waiting for first specialist assessment		Apr-06				
			Priority A	Priority B	Priority C	Priority D	Total
	Assessments completed in current month (number of people)		4	16	33	6	59
	Average wait from referral to assessment (days)		2	7	15	45	15
	Number of people waiting for assessment at month end (people)		0	3	26	35	64

Treatment	II. Time between the first specialist assessment and the start of radiation treatment		Apr-06				
			Priority A	Priority B	Priority C	Priority D	Total
	Treatments started in current month (number of people)	<i>Waited < 4 weeks</i>	2	9	35	4	50
		<i>Waited 4-8 weeks</i>	0	1	3	3	7
		<i>Waited 8-12 weeks</i>	0	0	0	0	0
		<i>Waited >12 weeks</i>	0	0	0	0	0
	Average wait from assessment to treatment (days to May 03 - weeks from June 03)		0	2.4	1.73	3.17	1.9
	Number of people with completed assessments waiting for treatment at month end (people)		0	1	23	3	27
	III. Time between receipt of referral and the start of radiation treatment		Apr-06				
			Priority A	Priority B	Priority C	Priority D	Total
Treatments started in current month (people)	<i>Waited < 4 weeks</i>	3	7	9	0	19	
	<i>Waited 4-8 weeks</i>	8	2	8	5	23	
	<i>Waited 8-12 weeks</i>	0	0	3	1	4	
	<i>Waited >12 weeks</i>	0	0	0	0	0	
	Total	11	9	20	6	46	
Average wait from referral to treatment (weeks)		0.33	3.93	4.74	7.48	4.56	

2 Patient domicile DHB = Bay of Plenty

Assessment	I. Numbers waiting for first specialist assessment	Apr-06				
		Priority A	Priority B	Priority C	Priority D	Total
	Assessments completed in current month (number of people)	3	7	23	5	38
	Average wait from referral to assessment (days)	1	8	18	58	20
	Number of people waiting for assessment at month end (people)	0	4	18	17	39

Treatment	II. Time between the first specialist assessment and the start of radiation treatment	Apr-06					
		Priority A	Priority B	Priority C	Priority D	Total	
	Treatments started in current month (number of people)	Waited < 4 weeks	5	5	21	2	33
		Waited 4-8 weeks	0	0	2	0	2
		Waited 8-12 weeks	0	0	0	0	0
		Waited >12 weeks	0	0	0	0	0
		Average wait from assessment to treatment	0	2.28	2.1	1.5	1.6
	Number of people with completed assessments waiting for treatment at month end (people)	0	2	14	2	18	
Treatment	III. Time between receipt of referral and the start of radiation treatment	Apr-06					
		Priority A	Priority B	Priority C	Priority D	Total	
	Treatments started in current month (people)	Waited < 4 weeks	2	2	6	1	11
		Waited 4-8 weeks	0	3	5	0	8
		Waited 8-12 weeks	0	0	3	0	3
		Waited >12 weeks	0	0	0	0	0
		Total	2	5	14	1	22
	Average wait from referral to treatment (weeks)	0.2	4.04	4.71	6.6	4.25	

3 Patient domicile DHB = Lakes

Assessment	I. Numbers waiting for first specialist assessment	Apr-06				
		Priority A	Priority B	Priority C	Priority D	Total
	Assessments completed in current month (number of people)	2	5	10	3	20
	Average wait from referral to assessment (days)	1	7	22	44	19
	Number of people waiting for assessment at month end (people)	0	2	6	8	16

Treatment	II. Time between the first specialist assessment and the start of radiation treatment	Apr-06					
		Priority A	Priority B	Priority C	Priority D	Total	
	Treatments started in current month (number of people)	Waited < 4 weeks	2	2	10	2	16
		Waited 4-8 weeks	0	0	1	2	3

Treatment		<i>Waited 8-12 weeks</i>	0	0	0	0	0
		<i>Waited >12 weeks</i>	0	0	0	0	0
		Average wait from assessment to treatment (days to May 03 - weeks from June 03)	0	1.7	1.04	4	1.2
		Number of people with completed assessments waiting for treatment at month end(people)	0	3	8	1	12
	III. Time between receipt of referral and the start of radiation treatment		Apr-06				
		Priority A	Priority B	Priority C	Priority D	Total	
	Treatments started in current month (people)						
	<i>Waited < 4 weeks</i>	2	3	3	0	8	
	<i>Waited 4-8 weeks</i>	0	0	1	1	2	
	<i>Waited 8-12 weeks</i>	0	0	0	0	0	
	<i>Waited >12 weeks</i>	0	0	0	1	1	
	Total	2	3	4	0	9	
	Average wait from referral to treatment (weeks)	0.2	3.07	2.9	10.1	3.76	

Notes :

1. The above is in respect of those starting treatment who had an FSA - on average 25% of treatments are retreats These are not included in the above.
2. A patient may be treated in more than one body area at a time in the above these are counted as 1 patient (unlike section B) As this patient have have had only one referral to FSA
3. As D categorised patients are in fact protocol and as such the wait is defined through the protocol these can have an effect on the average wait time from referral to treatment figure reported.
4. A priority can change from FSA to Treatment and this can skew the times
5. With low numbers of patients averages can be skewed by single issues
6. January delays in trt start time are often due to xmas period.
7. Patients maybe delayed between decision to treat and treatment start date for reasons other that resource shortages Examples can include, awaiting hormone treatment, surgery recover etIII. These are not always identified and in some cases may be included the waiting time and subsequently skew some results. Wherever possible these delays are excluded.

MidCentral DHB Cancer Centre Summary

Priority A (Urgent) Priority B (Curative) Priority C (Palliative and other radical) Priority D (Combined chemotherapy and radiation treatment)

Assessment	I. Numbers waiting for first specialist assessment		Apr-06				
			Priority A	Priority B	Priority C	Priority D	Total
		Assesments completed in current month (number of people)	0	0	0	0	104
		Average wait from referral to assessment (days)					12
	Number of people waiting for assessment at month end(people)					123	

Treatment	II. Time between the first specialist assessment and the start of radiation treatment		Apr-06				
			Priority A	Priority B	Priority C	Priority D	Total
Treatments started in current month (number of people)	Waited < 4 weeks		6	2	44	3	55
	Waited 4-8 weeks		0	1	1	3	5
	Waited 8-12 weeks		0	0	1	0	1
	Waited >12 weeks		0	0	1	5	6
	Average wait from assessment to treatment (weeks)		0	4	1.9		
Number of people with completed assessments waiting for treatment at month end (people)			0	8	48	42	98
Treatment	III. Time between receipt of referral and the start of radiation treatment		Apr-06				
			Priority A	Priority B	Priority C	Priority D	Total
Treatments started in current month (people)	Waited < 4 weeks		6	2	29	0	37
	Waited 4-8 weeks		0	1	15	6	22
	Waited 8-12 weeks		0	0	1	1	2
	Waited >12 weeks		0	0	2	4	6
	Total		6	3	47	11	67
Average wait from referral to treatment (weeks)			0	5	4.1	18.8	

1 Patient domicile DHB = Midcentral

Assessment	I. Numbers waiting for first specialist assessment		Apr-06				
			Priority A	Priority B	Priority C	Priority D	Total
Assessments completed in current month (number of people)							31
Average wait from referral to assessment (days)							11
Number of people waiting for assessment at month end (people)							49

Treatment	II. Time between the first specialist assessment and		Apr-06				
			Priority A	Priority B	Priority C	Priority D	Total
Treatments started in current month (number of people)	Waited < 4 weeks		3		15	1	19
	Waited 4-8 weeks					2	2
	Waited 8-12 weeks				1		1
	Waited >12 weeks				1	3	4
Average wait from assessment to treatment (weeks)			0		1.8	15.7	
Number of people with completed assessments waiting for treatment at month end (people)							

Treat	III. Time between receipt of referral and the start of radiation treatment		Apr-06				
			Priority A	Priority B	Priority C	Priority D	Total
	Treatments started in current month (people)	Waited < 4 weeks	3		12		15
		Waited 4-8 weeks			2	3	5
		Waited 8-12 weeks			1	1	2
		Waited >12 weeks			2	2	4
	Total	3		17	6	26	
Average wait from referral to treatment (weeks)		0		4.7	24		

2 Patient domicile DHB = Hawkes Bay

Assessment	I. Numbers waiting for first specialist assessment		Apr-06				
			Priority A	Priority B	Priority C	Priority D	Total
	Assessments completed in current month (number of people)						23
	Average wait from referral to assessment (days)						11
Number of people waiting for assessment at month end (people)						34	

Treatment	II. Time between the first specialist assessment and		Apr-06				
			Priority A	Priority B	Priority C	Priority D	Total
	Treatments started in current month (number of people)	Waited < 4 weeks	3	2	13		18
		Waited 4-8 weeks			1		1
		Waited 8-12 weeks					0
		Waited >12 weeks				2	2
	Average wait from assessment to treatment (weeks)		0	3.1	2.3	20.1	
	Number of people with completed assessments waiting for treatment at month end (people)						0
	III. Time between receipt of referral and the start of radiation treatment		Apr-06				
			Priority A	Priority B	Priority C	Priority D	Total
Treatments started in current month (people)	Waited < 4 weeks	3	2	8		13	
	Waited 4-8 weeks			6		6	
	Waited 8-12 weeks					0	
	Waited >12 weeks				2	2	
	Total	3	2	14	2	21	
Average wait from referral to treatment (weeks)		0	3.6	4.2	6		

3 Patient domicile DHB = Taranaki

Assessment	I. Numbers waiting for first specialist assessment		Apr-06				
			Priority A	Priority B	Priority C	Priority D	Total

Assessment		Priority A	Priority B	Priority C	Priority D	Total
	Assessments completed in current month (number of people)					25
	Average wait from referral to assessment (days)					17.5
	Number of people waiting for assessment at month end (people)					18

Treatment	II. Time between the first specialist assessment and		Apr-06				
			Priority A	Priority B	Priority C	Priority D	Total
	Treatments started in current month (number of people)	Waited < 4 weeks			10	1	11
		Waited 4-8 weeks				1	1
		Waited 8-12 weeks					0
		Waited >12 weeks					0
Average wait from assessment to treatment (weeks)			2.2	4.1			
Number of people with completed assessments waiting for treatment at month end (people)							

Treatment	III. Time between receipt of referral and the start of radiation treatment		Apr-06				
			Priority A	Priority B	Priority C	Priority D	Total
	Treatments started in current month (people)	Waited < 4 weeks				5	5
		Waited 4-8 weeks			5	2	7
		Waited 8-12 weeks					0
		Waited >12 weeks					0
Average wait from referral to treatment (weeks)	Total			10	2	12	
				3.9	6		

4 Patient domicile DHB = Tairāwhiti

Assessment	I. Numbers waiting for first specialist assessment		Apr-06				
			Priority A	Priority B	Priority C	Priority D	Total
	Assessments completed in current month (number of people)						9
	Average wait from referral to assessment (days)						12.7
	Number of people waiting for assessment at month end (people)					4	

Treatment	II. Time between the first specialist assessment and		Apr-06				
			Priority A	Priority B	Priority C	Priority D	Total
	Treatments started in current month (number of people)	Waited < 4 weeks				1	1
		Waited 4-8 weeks					0
		Waited 8-12 weeks					0
		Waited >12 weeks					0
Average wait from assessment to treatment (weeks)				0.9			
Number of people with completed assessments waiting for treatment at month end (people)							

Treatment	III. Time between receipt of referral and the start of radiation treatment		Apr-06				
			Priority A	Priority B	Priority C	Priority D	Total
	Treatments started in current month (people)	Waited < 4 weeks			1		
		Waited 4-8 weeks					0
		Waited 8-12 weeks					0
		Waited >12 weeks					0
	Total			1		1	
	Average wait from referral to treatment (weeks)			2.3			

5 Patient domicile DHB = Whanganui

Assessment	I. Numbers waiting for first specialist assessment		Apr-06				
			Priority A	Priority B	Priority C	Priority D	Total
	Assessments completed in current month (number of people)						10
	Average wait from referral to assessment (days)						5.2
	Number of people waiting for assessment at month end (people)						15

Treatment	II. Time between the first specialist assessment and		Apr-06				
			Priority A	Priority B	Priority C	Priority D	Total
	Treatments started in current month (number of people)	Waited < 4 weeks			4		4
		Waited 4-8 weeks		1		1	2
		Waited 8-12 weeks					0
		Waited >12 weeks					0
	Average wait from assessment to treatment (weeks)			5.5	1	5.8	
Number of people with completed assessments waiting for treatment at month end (people)						0	

Treatment	III. Time between receipt of referral and the start of radiation treatment		Apr-06				
			Priority A	Priority B	Priority C	Priority D	Total
	Treatments started in current month (people)	Waited < 4 weeks			2		2
		Waited 4-8 weeks		1	2	1	4
		Waited 8-12 weeks					0
		Waited >12 weeks					0
		Total		1	4	1	6
Average wait from referral to treatment (weeks)			7.7	3.7	7.1		

6 Patient domicile DHB = Wairarapa

Assessment	I. Numbers waiting for first specialist assessment		Apr-06				
			Priority A	Priority B	Priority C	Priority D	Total
	Assessments completed in current month (number of people)						3
	Average wait from referral to assessment (days)						5
	Number of people waiting for assessment at month end (people)						3

Treatment	II. Time between the first specialist assessment and		Apr-06				
			Priority A	Priority B	Priority C	Priority D	Total
	Treatments started in current month (number of people)	Waited < 4 weeks			1		1
		Waited 4-8 weeks					0
		Waited 8-12 weeks					0
		Waited >12 weeks					0
	Average wait from assessment to treatment (weeks)				1.1		
	Number of people with completed assessments waiting for treatment at month end (people)						

Treatment	III. Time between receipt of referral and the start of radiation treatment		Apr-06				
			Priority A	Priority B	Priority C	Priority D	Total
	Treatments started in current month (people)	Waited < 4 weeks			1		1
		Waited 4-8 weeks					0
		Waited 8-12 weeks					0
		Waited >12 weeks					0
	Average wait from referral to treatment (weeks)	Total			1		1
					1.1		

7 Patient domicile DHB = Other

Assessment	I. Numbers waiting for first specialist assessment		Apr-06				
			Priority A	Priority B	Priority C	Priority D	Total
	Assessments completed in current month (number of people)						2
	Average wait from referral to assessment (days)						17.5
	Number of people waiting for assessment at month end (people)						0

Treatment	II. Time between the first specialist assessment and		Apr-06				
			Priority A	Priority B	Priority C	Priority D	Total
	Treatments started in current month (number of people)	Waited < 4 weeks					0
		Waited 4-8 weeks					0
		Waited 8-12 weeks					0
		Waited >12 weeks					0

Treatment	Average wait from assessment to treatment (weeks)	
	Number of people with completed assessments waiting for treatment at month end(people)	
III. Time between receipt of referral and the start of radiation treatment		Apr-06
		Priority A Priority B Priority C Priority D Total
Treatments started in current month (people)	<i>Waited < 4 weeks</i>	0
	<i>Waited 4-8 weeks</i>	0
	<i>Waited 8-12 weeks</i>	0
	<i>Waited >12 weeks</i>	0
	Total	0 0 0 0 0
Average wait from referral to treatment (weeks)		

Capital and Coast Cancer Centre Summary

Priority A (Urgent) Priority B (Curative) Priority C (Palliative and other radical) Priority D (Combined chemotherapy and radiation treatment)

Assessment	I. Numbers waiting for first specialist assessment	Apr-06
		Priority A Priority B Priority C Priority D Total
Assessments completed in current month (number of people)		52
Average wait from referral to assessment (days)		
Number of people waiting for assessment at month end (people)		14

Treatment	II. Time between the first specialist assessment and	Apr-06
		Priority A Priority B Priority C Priority D Total
Treatments started in current month (number of people)	<i>Waited < 4 weeks</i>	46
	<i>Waited 4-8 weeks</i>	13
	<i>Waited 8-12 weeks</i>	1
	<i>Waited >12 weeks</i>	4
Average wait from assessment to treatment (weeks)		
Number of people with completed assessments waiting for treatment at month end(people)		85
III. Time between receipt of referral and the start of radiation treatment		Apr-06
		Priority A Priority B Priority C Priority D Total
Treatments started in current month (people)	<i>Waited < 4 weeks</i>	
	<i>Waited 4-8 weeks</i>	average is 16 days

	<i>Waited 8-12 weeks</i> <i>Waited >12 weeks</i> Total	The range is 0 to 41 days	
Average wait from referral to treatment (weeks)			64

Patient domicile DHB = Capital Coast

Assessment	I. Numbers waiting for first specialist assessment	Apr-06				
		Priority A	Priority B	Priority C	Priority D	Total
	Assessments completed in current month (number of people)					
	Average wait from referral to assessment (days)					
	Number of people waiting for assessment at month end (people)					

Treatment	II. Time between the first specialist assessment and	Apr-06					
		Priority A	Priority B	Priority C	Priority D	Total	
	Treatments started in current month (number of people)		1	0	13	2	16
	<i>Waited < 4 weeks</i>						
	<i>Waited 4-8 weeks</i>			6	1	7	
	<i>Waited 8-12 weeks</i>				0	0	
	Average wait from assessment to treatment (weeks)				2		
	Number of people with completed assessments waiting for treatment at month end (people)					0	

Treatment	III. Time between receipt of referral and the start of radiation treatment	Apr-06				
		Priority A	Priority B	Priority C	Priority D	Total
	Treatments started in current month (people)					
	<i>Waited < 4 weeks</i>					
	<i>Waited 4-8 weeks</i>					
	<i>Waited 8-12 weeks</i>					
	Average wait from referral to treatment (weeks)					
	Total					

1 Patient domicile DHB = Hutt Valley Health

Assessment	I. Numbers waiting for first specialist assessment	Apr-06				
		Priority A	Priority B	Priority C	Priority D	Total
	Assessments completed in current month (number of people)					

Asses	Average wait from referral to assessment (days)	
	Number of people waiting for assessment at month end (people)	

Treatment	II. Time between the first specialist assessment and the start of radiation treatment		Apr-06				
	Treatments started in current month (number of people)	<i>Waited < 4 weeks</i>	Priority A	Priority B	Priority C	Priority D	Total
		<i>Waited 4-8 weeks</i>	1	1	18	2	22
		<i>Waited 8-12 weeks</i>			3	2	5
		<i>Waited >12 weeks</i>				0	0
		Average wait from assessment to treatment (weeks)				1	1
	Number of people with completed assessments waiting for treatment at month end (people)		0				
	III. Time between receipt of referral and the start of radiation treatment		Apr-06				
	Treatments started in current month (people)	<i>Waited < 4 weeks</i>	Priority A	Priority B	Priority C	Priority D	Total
		<i>Waited 4-8 weeks</i>					
<i>Waited 8-12 weeks</i>							
<i>Waited >12 weeks</i>							
Total							
Average wait from referral to treatment (weeks)							

2 Patient domicile DHB = Wairarapa

Assessment	I. Numbers waiting for first specialist assessment		Apr-06				
	Assessments completed in current month (number of people)		Priority A	Priority B	Priority C	Priority D	Total
		Average wait from referral to assessment (days)					
		Number of people waiting for assessment at month end (people)					

	II. Time between the first specialist assessment and the start of radiation treatment		Apr-06				
	Treatments started in current month (number of people)	<i>Waited < 4 weeks</i>	Priority A	Priority B	Priority C	Priority D	Total
		<i>Waited 4-8 weeks</i>			1	3	5
		<i>Waited 8-12 weeks</i>				1	
		<i>Waited >12 weeks</i>					

Treatment	Average wait from assessment to treatment (weeks)	
	Number of people with completed assessments waiting for treatment at month end(people)	0
III. Time between receipt of referral and the start of radiation treatment		Apr-06
		Priority A Priority B Priority C Priority D Total
Treatments started in current month (people)	<i>Waited < 4 weeks</i> <i>Waited 4-8 weeks</i> <i>Waited 8-12 weeks</i> <i>Waited >12 weeks</i> Total	
Average wait from referral to treatment (weeks)		

3 Patient domicile DHB = Nelson Marlborough

Assessment	I. Numbers waiting for first specialist assessment	Apr-06				
		Priority A	Priority B	Priority C	Priority D	Total
	Assessments completed in current month (number of people)					
	Average wait from referral to assessment (days)					
	Number of people waiting for assessment at month end(people)					

Treatment	II. Time between the first specialist assessment and the start of radiation treatment		Apr-06				
			Priority A	Priority B	Priority C	Priority D	Total
	Treatments started in current month (number of people)	<i>Waited < 4 weeks</i> <i>Waited 4-8 weeks</i> <i>Waited 8-12 weeks</i> <i>Waited >12 weeks</i>		1	2		2
					1		2
						1	1
						0	0
	Average wait from assessment to treatment (weeks)						
	Number of people with completed assessments waiting for treatment at month end(people)						0
	III. Time between receipt of referral and the start of radiation treatment		Apr-06				
			Priority A	Priority B	Priority C	Priority D	Total
Treatments started in current month (people)	<i>Waited < 4 weeks</i> <i>Waited 4-8 weeks</i> <i>Waited 8-12 weeks</i> <i>Waited >12 weeks</i> Total						

Average wait from referral to treatment (weeks)	
---	--

Canterbury DHB Cancer Centre Summary

Priority A (Urgent) Priority B (Curative) Priority C (Palliative and other radical) Priority D (Combined chemotherapy and radiation treatment)

Assessment	I. Numbers waiting for first specialist assessment	Apr-06				
		Priority A	Priority B	Priority C	Priority D	Total
	Assessments completed in current month (number of people)	0	0	0	0	99
	Average wait from referral to assessment (days)					
	Number of people waiting for assessment at month end (people)					53

Treatment	II. Time between the first specialist assessment and the start of radiation treatment (includes all referrals for radiation treatment, not just from FSA).		Apr-06				
			Priority A	Priority B	Priority C	Priority D	Total
	Treatments started in current month (number of people)	Waited < 4 weeks	7	22	60	1	90
		Waited 4-8 weeks	0	0	8	1	9
		Waited 8-12 weeks	0	0	1	0	1
		Waited >12 weeks	0	0	0	6	6
	Average wait from assessment to treatment (weeks)						
Number of people with completed assessments waiting for treatment at month end (people)		0	23	52	51	126	

Treatment	III. Time between receipt of referral and the start of radiation treatment		Apr-06				
			Priority A	Priority B	Priority C	Priority D	Total
	Treatments started in current month (people)	Waited < 4 weeks					
		Waited 4-8 weeks					
		Waited 8-12 weeks					
		Waited >12 weeks					
Average wait from referral to treatment (weeks)							
Total							

1 Patient domicile DHB = Canterbury

Assessment	A. Numbers waiting for first specialist assessment		Apr-06				
			Priority A	Priority B	Priority C	Priority D	Total
	Assesments completed in current month (number of people)						
	Average wait from referral to assessment (days)						
	Number of people waiting for assessment at month end (people)						

Treatment	B. Time between the first specialist assessment and the start of radiation treatment (includes all referrals for radiation treatment, not just from FSA).		Apr-06				
			Priority A	Priority B	Priority C	Priority D	Total
	Treatments started in current month (number of people)	<i>Waited < 4 weeks</i>	5	15	46	1	67
		<i>Waited 4-8 weeks</i>	0	0	5	0	5
		<i>Waited 8-12 weeks</i>	0	0	1	0	1
		<i>Waited >12 weeks</i>	0	0	0	4	4
Average wait from assessment to treatment (weeks)		0.1	3	2.2	17.3		
Number of people with completed assessments waiting for treatment at month end (people)		0	14	41	38	93	

Treatment	C. Time between receipt of referral and the start of radiation treatment		Apr-06				
			Priority A	Priority B	Priority C	Priority D	Total
	Treatments started in current month (people)	<i>Waited < 4 weeks</i>					0
		<i>Waited 4-8 weeks</i>					0
		<i>Waited 8-12 weeks</i>					0
		<i>Waited >12 weeks</i>					0
Total			0	0	0	0	0
Average wait from referral to treatment (weeks)							

2 Patient domicile DHB = Nelson Marlborough

Assessment	A. Numbers waiting for first specialist assessment		Apr-06				
			Priority A	Priority B	Priority C	Priority D	Total
	Assesments completed in current month (number of people)						
	Average wait from referral to assessment (days)						
	Number of people waiting for assessment at month end (people)						

	B. Time between the first specialist assessment and the start of radiation treatment (includes all referrals for radiation treatment, not just from FSA).		Apr-06				
			Priority A	Priority B	Priority C	Priority D	Total
	Treatments started in current month (number of people)	<i>Waited < 4 weeks</i>	1	5	8	0	14

Treatment		Waited 4-8 weeks	0	0	3	1	4
		Waited 8-12 weeks	0	0	0	0	0
		Waited >12 weeks	0	0	0	2	2
		Average wait from assessment to treatment (weeks)	0	2.3	3	12.8	
		Number of people with completed assessments waiting for treatment at month end(people)	0	3	7	7	17
		Apr-06					
		Priority A Priority B Priority C Priority D Total					
Treatment	C. Time between receipt of referral and the start of radiation treatment						
	Treatments started in current month (people)	Waited < 4 weeks					0
		Waited 4-8 weeks					0
		Waited 8-12 weeks					0
		Waited >12 weeks					0
	Average wait from referral to treatment (weeks)	Total	0	0	0	0	0

3 Patient domicile DHB = South Canterbury

Assessment	A. Numbers waiting for first specialist assessment		Apr-06				
			Priority A Priority B Priority C Priority D Total				
	Assessments completed in current month (number of people)						
	Average wait from referral to assessment (days)						
	Number of people waiting for assessment at month end(people)						

Treatment	B. Time between the first specialist assessment and the start of radiation treatment (includes all referrals for radiation treatment, not just from FSA).		Apr-06				
			Priority A Priority B Priority C Priority D Total				
	Treatments started in current month (number of people)	Waited < 4 weeks	1	1	3	0	5
		Waited 4-8 weeks	0	0	0	0	0
		Waited 8-12 weeks	0	0	0	0	0
		Waited >12 weeks	0	0	0	0	0
		Average wait from assessment to treatment (weeks)	0	2.7	2.3	0	
		Number of people with completed assessments waiting for treatment at month end(people)	0	2	1	1	4
			Apr-06				
			Priority A Priority B Priority C Priority D Total				
C. Time between receipt of referral and the start of radiation treatment							
Treatments started in current month (people)	Waited < 4 weeks					0	
	Waited 4-8 weeks					0	
	Waited 8-12 weeks					0	

Assessment	I. Numbers waiting for first specialist assessment	Apr-06				
		Priority A	Priority B	Priority C	Priority D	Total
	Assesments completed in current month (number of people)					0
	Average wait from referral to assessment (days based on 7 day week)	0	9	28	46	
	Number of people waiting for assessment at month end (people)					0

Treatment	II. Time between the first specialist assessment and the start of radiation treatment	Apr-06				
		Priority A	Priority B	Priority C	Priority D	Total
	Treatments started in current month (number of people)					
	<i>Waited < 4 weeks</i>	2	1	8	1	12
	<i>Waited 4-8 weeks</i>	0	0	22	2	24
	<i>Waited 8-12 weeks</i>	0	0	2	0	2
	<i>Waited >12 weeks</i>	0	0	0	3	3
	Average wait from assessment to treatment (weeks)	0.14	3.86	5.29	12.29	41
	Number of people with completed assessments waiting for treatment at month end (people)	0	8	35	22	65
Treatment	III. Time between receipt of referral and the start of radiation treatment	Apr-06				
		Priority A	Priority B	Priority C	Priority D	Total
	Treatments started in current month (people)					
	<i>Waited < 4 weeks</i>	2	0	5	0	7
	<i>Waited 4-8 weeks</i>	0	1	13	1	15
	<i>Waited 8-12 weeks</i>	0	0	9	1	10
	<i>Waited >12 weeks</i>	0	0	5	4	9
	Total	2	1	32	6	41
	Average wait from referral to treatment (weeks)	0.14	5.14	9.29	18.86	

1 Patient domicile DHB = Otago

Assessment	I. Numbers waiting for first specialist assessment	Apr-06				
		Priority A	Priority B	Priority C	Priority D	Total
	Assesments completed in current month (number of people)					
	Average wait from referral to assessment (days)	0	9	29	55	
	Number of people waiting for assessment at month end (people)					

Assessment	II. Time between the first specialist assessment and the start of radiation treatment	Apr-06				
		Priority A	Priority B	Priority C	Priority D	Total

Treatment	Treatments started in current month (number of people)		Priority A	Priority B	Priority C	Priority D	Total
		<i>Waited < 4 weeks</i>	1	1	7	1	10
		<i>Waited 4-8 weeks</i>	0	0	21	2	23
		<i>Waited 8-12 weeks</i>	0	0	2	0	2
		<i>Waited >12 weeks</i>	0	0	0	2	2
	Average wait from assessment to treatment (weeks)	0	3.86	5.29	10.86	37	
	Number of people with completed assessments waiting for treatment at month end(people)	0	7	31	15	53	
III. Time between receipt of referral and the start of radiation treatment			Apr-06				
Treatment	Treatments started in current month (people)		Priority A	Priority B	Priority C	Priority D	Total
		<i>Waited < 4 weeks</i>	1	0	5	0	6
		<i>Waited 4-8 weeks</i>	0	1	11	1	13
		<i>Waited 8-12 weeks</i>	0	0	9	1	10
		<i>Waited >12 weeks</i>	0	0	5	3	8
	Total	1	1	30	5	37	
	Average wait from referral to treatment (weeks)	0	5.14	9.43	18.71		

2 Patient domicile DHB = Southland

Assessment	I. Numbers waiting for first specialist assessment		Apr-06				
			Priority A	Priority B	Priority C	Priority D	Total
	Assessments completed in current month (number of people)						
	Average wait from referral to assessment (days)		0	0	12	0	
Number of people waiting for assessment at month end(people)							

Treatment	II. Time between the first specialist assessment and the start of radiation treatment		Apr-06				
	Treatments started in current month (number of people)		Priority A	Priority B	Priority C	Priority D	Total
		<i>Waited < 4 weeks</i>	1	0	1	0	2
		<i>Waited 4-8 weeks</i>	0	0	1	0	1
		<i>Waited 8-12 weeks</i>	0	0	0	0	0
	<i>Waited >12 weeks</i>	0	0	0	1	1	
	Average wait from assessment to treatment (weeks)	0.14	0	5.71	19.57	4	
	Number of people with completed assessments waiting for treatment at month end(people)	0	1	4	7	12	
III. Time between receipt of referral and the start of radiation treatment			Apr-06				
		Priority A	Priority B	Priority C	Priority D	Total	

	Treatments started in current month (people)	Waited < 4 weeks	1	0	0	0	1
		Waited 4-8 weeks	0	0	2	0	2
		Waited 8-12 weeks	0	0	0	0	0
		Waited >12 weeks	0	0	0	1	1
		Total	1	0	2	1	4
	Average wait from referral to treatment (weeks)		0.14	0	7.43	19.57	

3 Patient domicile DHB = Canterbury

Assessment	A. Numbers waiting for first specialist assessment		Apr-06				
			Priority A	Priority B	Priority C	Priority D	Total
	Assessments completed in current month (number of people)						
	Average wait from referral to assessment (days)		0	0	0	0	0
	Number of people waiting for assessment at month end (people)						

Treatment	B. Time between the first specialist assessment and the start of radiation treatment		Apr-06				
			Priority A	Priority B	Priority C	Priority D	Total
	Treatments started in current month (number of people)	Waited < 4 weeks	0	0	0	0	0
		Waited 4-8 weeks	0	0	0	0	0
		Waited 8-12 weeks	0	0	0	0	0
		Waited >12 weeks	0	0	0	0	0
	Average wait from assessment to treatment (weeks)	0	0	0	0	0	
	Number of people with completed assessments waiting for treatment at month end (people)	0	0	1	0	1	

Treatment	C. Time between receipt of referral and the start of radiation treatment		Apr-06				
			Priority A	Priority B	Priority C	Priority D	Total
	Treatments started in current month (people)	Waited < 4 weeks	0	0	0	0	0
		Waited 4-8 weeks	0	0	0	0	0
		Waited 8-12 weeks	0	0	0	0	0
		Waited >12 weeks	0	0	0	0	0
	Total	0	0	0	0	0	
	Average wait from referral to treatment (weeks)	0	0	0	0	0	