

KEY

	National Summary
	Cancer Centre Summary
	DHB summary

Monthly reporting of oncology megavoltage radiation waiting times February 2006

National Summary

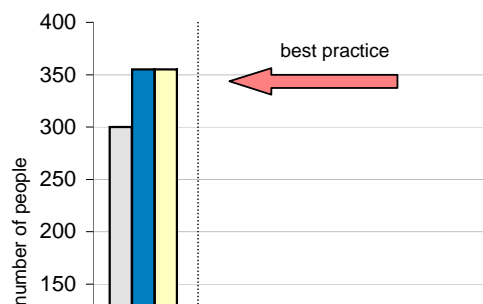
Priority A (Urgent) Priority B (Curative) Priority C (Palliative and other radical) Priority D (Combined chemotherapy and radiation treatment)

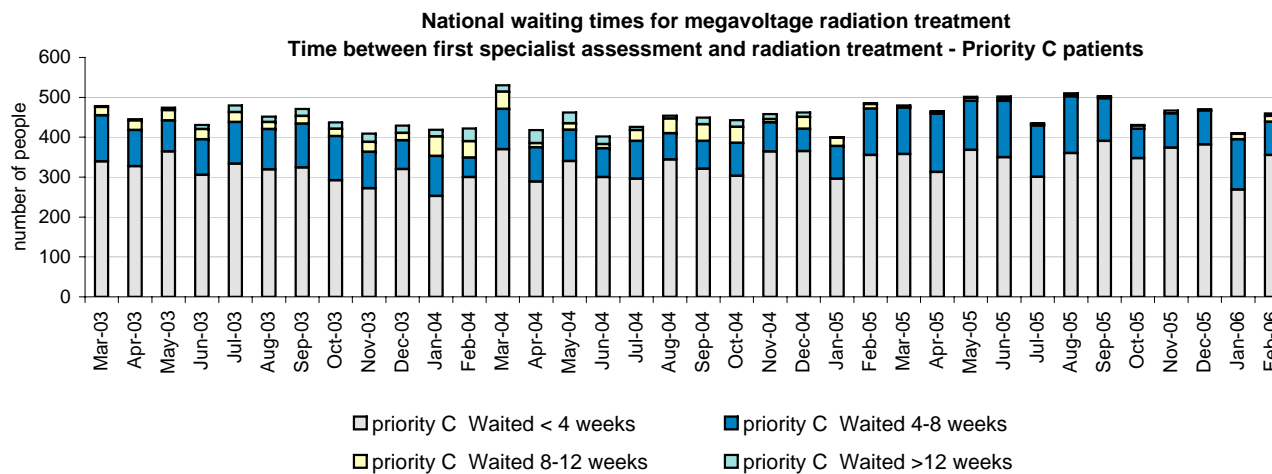
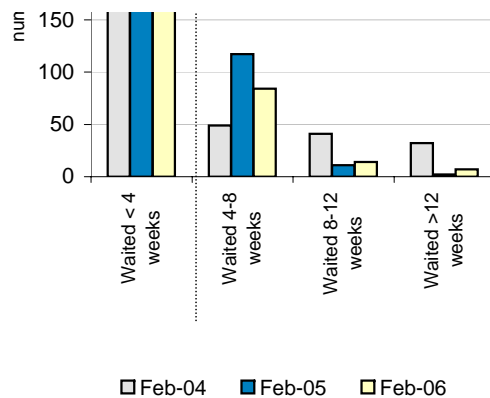
Time between the first specialist assessment and the start of radiation treatment		Feb-06				
		Priority A	Priority B	Priority C	Priority D	Total
Treatments started in current month (number of people)	Waited < 4 weeks	44	39	355	23	461
	Waited 4-8 weeks	1	16	84	25	126
	Waited 8-12 weeks	0	1	14	16	31
	Waited >12 weeks	0	0	7	47	54
TOTAL		45	56	460	111	672
Number of people with completed assessments waiting for treatment at month end (people)						570

* **Priority C patients** - waiting time information for priority C patients provides the best trend information to determine whether there are emerging problems. Priority C excludes urgent patients and Priority Ds (combined treatment) and are therefore the category most impacted by any delays

National waiting times for megavoltage radiation treatment 2004- 2006

Time between first specialist assessment and radiation treatment Priority C patients





Auckland DHB Cancer Center Summary

Priority A (Urgent) Priority B (Curative) Priority C (Palliative and other radical) Priority D (Combined chemotherapy and radiation treatment)

ment	A. Numbers waiting for first specialist assessment				Feb-06				
	Priority A	Priority B	Priority C	Priority D	Priority A	Priority B	Priority C	Priority D	Total

Assess	Assessments completed in current month (number of people)	9	127	52	0	188
	Average wait from referral to assessment (days)	0.59	11.55	29.45	0	15.98
	Number of people waiting for assessment at month end (people)	2	53	55	0	110

Treatment	B. Time between the first specialist assessment and the start of radiation treatment		Feb-06				
			Priority A	Priority B	Priority C	Priority D	Total
	Treatments started in current month (number of people)	Waited < 4 weeks	18	8	109	6	141
		Waited 4-8 weeks		8	32	16	56
		Waited 8-12 weeks			1	7	8
		Waited >12 weeks				14	14
	Average wait from assessment to treatment (weeks)		0.01	3.56		10.93	4.08
	Number of people with completed assessments waiting for treatment at month end (people)			19	119	164	302
	C. Time between receipt of referral and the start of radiation treatment		Feb-06				
			Priority A	Priority B	Priority C	Priority D	Total
Treatments started in current month (people)	Waited < 4 weeks	16	6	75	1	98	
	Waited 4-8 weeks	1	8	44	12	65	
	Waited 8-12 weeks		2	16	7	25	
	Waited >12 weeks	1		7	23	31	
	Total	18	16	142	43	219	
Average wait from referral to treatment (weeks)		2.36	4.96		15.54	8.71	

1 Patient domicile DHB = Auckland

Assessment	A. Numbers waiting for first specialist assessment		Feb-06				
			Priority A	Priority B	Priority C	Priority D	Total
	Assessments completed in current month (number of people)						
	Average wait from referral to assessment (days)		0.69	10.43	26.75	0	14.18
Number of people waiting for assessment at month end (people)		0	19	10	0	29	

Treatment	B. Time between the first specialist assessment and the start of radiation treatment		Feb-06				
			Priority A	Priority B	Priority C	Priority D	Total
	Treatments started in current month (number of people)	Waited < 4 weeks	2	6	27	2	37
		Waited 4-8 weeks		5	9	4	18
		Waited 8-12 weeks				3	3
		Waited >12 weeks				4	4
	Average wait from assessment to treatment (weeks)		0	3.3		10.21	4.13
	Number of people with completed assessments waiting for treatment at month end (people)			7	26	45	78
	C. Time between receipt of referral and the start of radiation treatment		Feb-06				
			Priority A	Priority B	Priority C	Priority D	Total

	Treatments started in current month (people)	Waited < 4 weeks	2	4	21		27
		Waited 4-8 weeks		6	11	3	20
		Waited 8-12 weeks			1	3	4
		Waited >12 weeks			3	7	10
		Total	2	10	36	13	61
	Average wait from referral to treatment (weeks)		0	4.73		16.92	8.22

2 Patient domicile DHB = Counties Manukau

Assessment	A. Numbers waiting for first specialist assessment		Feb-06				
			Priority A	Priority B	Priority C	Priority D	Total
	Assessments completed in current month (number of people)						
	Average wait from referral to assessment (days)		1.44	13.22	33.01	0	20.39
	Number of people waiting for assessment at month end (people)		0	14	15	0	29

Treatment	B. Time between the first specialist assessment and the start of radiation treatment		Feb-06					
			Priority A	Priority B	Priority C	Priority D	Total	
	Treatments started in current month (number of people)	Waited < 4 weeks		6	2	31	3	42
		Waited 4-8 weeks			1	5	3	9
		Waited 8-12 weeks						0
		Waited >12 weeks					3	3
		Average wait from assessment to treatment (weeks)		0	4		9.57	3.35
		Number of people with completed assessments waiting for treatment at month end (people)			4	36	43	83
	C. Time between receipt of referral and the start of radiation treatment		Feb-06					
			Priority A	Priority B	Priority C	Priority D	Total	
Treatments started in current month (people)	Waited < 4 weeks		5	1	20		26	
	Waited 4-8 weeks			1	10	5	16	
	Waited 8-12 weeks			1	4		5	
	Waited >12 weeks		1		2	4	7	
	Total	6	3	36	9	54		
	Average wait from referral to treatment (weeks)	5.48	5.71		13.08	9.21		

3 Patient domicile DHB = Hawke's Bay

Assessment	A. Numbers waiting for first specialist assessment		Feb-06				
			Priority A	Priority B	Priority C	Priority D	Total
	Assessments completed in current month (number of people)						
	Average wait from referral to assessment (days)		0	0.31	32.08	0	5.29

4	Number of people waiting for assessment at month end (people)	0	1	1	0	2
---	---	---	---	---	---	---

Treatment	B. Time between the first specialist assessment and the start of radiation treatment		Feb-06				
			Priority A	Priority B	Priority C	Priority D	Total
Treatments started in current month (number of people)	Waited < 4 weeks		3		13		16
	Waited 4-8 weeks			2	4	4	10
	Waited 8-12 weeks				1	1	2
	Waited >12 weeks					1	1
	Average wait from assessment to treatment (weeks)		0	4.36		10.38	4.47
Number of people with completed assessments waiting for treatment at month end (people)			8		13		21
Treatment	C. Time between receipt of referral and the start of radiation treatment		Feb-06				
			Priority A	Priority B	Priority C	Priority D	Total
Treatments started in current month (people)	Waited < 4 weeks		3	1	8	1	13
	Waited 4-8 weeks			1	6	2	9
	Waited 8-12 weeks				4		4
	Waited >12 weeks					3	3
	Total		3	2	18	6	29
Average wait from referral to treatment (weeks)			0.05	5.14		13.21	6.15

4 Patient domicile DHB = Northland

Assessment	A. Numbers waiting for first specialist assessment		Feb-06				
			Priority A	Priority B	Priority C	Priority D	Total
Assesments completed in current month (number of people)							
Average wait from referral to assessment (days)			0	0.31	32.08	0	5.29
Number of people waiting for assessment at month end (people)			0	1	1	0	2

Treatment	B. Time between the first specialist assessment and the start of radiation treatment		Feb-06				
			Priority A	Priority B	Priority C	Priority D	Total
Treatments started in current month (number of people)	Waited < 4 weeks		3		13		16
	Waited 4-8 weeks		2	4	4		10
	Waited 8-12 weeks				1	1	2
	Waited >12 weeks					1	1
	Average wait from assessment to treatment (weeks)		0	4.36		10.38	4.47
Number of people with completed assessments waiting for treatment at month end (people)			8		13		21
Treatment	C. Time between receipt of referral and the start of radiation treatment		Feb-06				
			Priority A	Priority B	Priority C	Priority D	Total
Treatments started in current month (people)	Waited < 4 weeks		3	1	8	1	13
	Waited 4-8 weeks			1	6	2	9

	Waited 8-12 weeks			4	4
	Waited >12 weeks				3
	Total	3	2	18	6
Average wait from referral to treatment (weeks)		0.05	5.14	13.21	6.15

5 Patient domicile DHB = Waikato

Assessment	A. Numbers waiting for first specialist assessment		Feb-06				
			Priority A	Priority B	Priority C	Priority D	Total
	Assessments completed in current month (number of people)						
	Average wait from referral to assessment (days)		0	1.47	0	0	1.47
	Number of people waiting for assessment at month end (people)					1	

Treatment	B. Time between the first specialist assessment and the start of radiation treatment		Feb-06				
			Priority A	Priority B	Priority C	Priority D	Total
	Treatments started in current month (number of people)	Waited < 4 weeks					0
		Waited 4-8 weeks					0
		Waited 8-12 weeks					0
		Waited >12 weeks					0
	Average wait from assessment to treatment (weeks)						
	Number of people with completed assessments waiting for treatment at month end (people)						3
							3
	C. Time between receipt of referral and the start of radiation treatment		Feb-06				
		Priority A	Priority B	Priority C	Priority D	Total	
Treatments started in current month (people)	Waited < 4 weeks					0	
	Waited 4-8 weeks					0	
	Waited 8-12 weeks					0	
	Waited >12 weeks					0	
	Total	0	0	0	0	0	
Average wait from referral to treatment (weeks)							

6 Patient domicile DHB = Waitemata

Assessment	A. Numbers waiting for first specialist assessment		Feb-06				
			Priority A	Priority B	Priority C	Priority D	Total
	Assessments completed in current month (number of people)						
	Average wait from referral to assessment (days)		0.34	14.95	24.78	0	16.4
	Number of people waiting for assessment at month end (people)		2	19	29	0	50

B. Time between the first specialist assessment and the start of radiation treatment		Feb-06				
---	--	--------	--	--	--	--

Treatment			Priority A	Priority B	Priority C	Priority D	Total
			Treatments started in current month (number of people)	Waited < 4 weeks		6	
	Waited 4-8 weeks				14	5	19
	Waited 8-12 weeks					3	3
	Waited >12 weeks					6	6
	Average wait from assessment to treatment (weeks)		0.02	0		12.6	4.48
	Number of people with completed assessments waiting for treatment at month end(people)			8	49	59	116
C. Time between receipt of referral and the start of radiation treatment			Feb-06				
			Priority A	Priority B	Priority C	Priority D	Total
Treatments started in current month (people)	Waited < 4 weeks		5		26		31
	Waited 4-8 weeks		1		16	2	19
	Waited 8-12 weeks				7	4	11
	Waited >12 weeks				2	9	11
	Total		6	0	51	15	72
	Average wait from referral to treatment (weeks)		1.55	0		16.76	9.98

Waikato Cancer Centre Summary

Priority A (Urgent) Priority B (Curative) Priority C (Palliative and other radical) Priority D (Combined chemotherapy and radiation treatment)

Assessment	I. Numbers waiting for first specialist assessment	Feb-06				
		Priority A	Priority B	Priority C	Priority D	Total
	Assesments completed in current month (number of people)	13	28	75	16	132
	Average wait from referral to assessment (days)	1	9	25	53	
	Number of people waiting for assessment at month end(people)	0	0	27	37	64

Assessment	II. Time between the first specialist assessment and the start of radiation treatment	Feb-06				
		Priority A	Priority B	Priority C	Priority D	Total
	Treatments started in current month (number of people)	13	13	57	9	92
	Waited < 4 weeks					
	Waited 4-8 weeks	0	1	3	1	5
	Waited 8-12 weeks	0	0	0	4	4
	Waited >12 weeks	0	0	0	0	0
	Average wait from assessment to treatment (days to May 03 - weeks from June 03)	0.002	1.9	1.6	4	1.8
	Number of people with completed assessments waiting for treatment at month end(people)	0	14	57	9	80

Treat	III. Time between receipt of referral and the start of radiation treatment		Feb-06				
			Priority A	Priority B	Priority C	Priority D	Total
	Treatments started in current month (people)	<i>Waited < 4 weeks</i>	9	6	18	2	35
		<i>Waited 4-8 weeks</i>	0	5	21	2	28
		<i>Waited 8-12 weeks</i>	0	0	12	6	18
		<i>Waited >12 weeks</i>	0	0	0	5	5
		Total	9	11	51	13	86
Average wait from referral to treatment (weeks)		0.22	3.47	5.53	11.79	5.94	

1 Patient domicile DHB = Waikato

Assessment	I. Numbers waiting for first specialist assessment		Feb-06				
			Priority A	Priority B	Priority C	Priority D	Total
	Assessments completed in current month (number of people)		9	16	46	11	82
	Average wait from referral to assessment (days)		2	10	23	51	
	Number of people waiting for assessment at month end (people)		0	0	11	16	27

Treatment	II. Time between the first specialist assessment and the start of radiation treatment		Feb-06				
			Priority A	Priority B	Priority C	Priority D	Total
	Treatments started in current month (number of people)	<i>Waited < 4 weeks</i>	6	5	30	6	47
		<i>Waited 4-8 weeks</i>	0	0	3	0	3
		<i>Waited 8-12 weeks</i>	0	0	0	3	3
		<i>Waited >12 weeks</i>	0	0	0	0	0
	Average wait from assessment to treatment (days to May 03 - weeks from June 03)		0.03	1.84	1.91	3.71	2
	Number of people with completed assessments waiting for treatment at month end (people)		0	8	34	4	46
	III. Time between receipt of referral and the start of radiation treatment		Feb-06				
			Priority A	Priority B	Priority C	Priority D	Total
	Treatments started in current month (people)	<i>Waited < 4 weeks</i>	5	1	8	1	15
		<i>Waited 4-8 weeks</i>	0	2	15	1	18
		<i>Waited 8-12 weeks</i>	0	0	7	4	11
		<i>Waited >12 weeks</i>	0	0	0	3	3
		Total	5	3	30	9	47
Average wait from referral to treatment (weeks)		0.32	5.33	5.71	10.58	6.04	

2 Patient domicile DHB = Bay of Plenty

Assessment	I. Numbers waiting for first specialist assessment		Feb-06				
			Priority A	Priority B	Priority C	Priority D	Total
	Assessments completed in current month (number of people)		3	9	23	4	39
	Average wait from referral to assessment (days)		1	9	25	49	
	Number of people waiting for assessment at month end (people)		0	0	11	14	25

Treatment	II. Time between the first specialist assessment and the start of radiation treatment		Feb-06				
			Priority A	Priority B	Priority C	Priority D	Total
	Treatments started in current month (number of people)	Waited < 4 weeks	5	4	18	2	29
		Waited 4-8 weeks	0	0	0	0	0
		Waited 8-12 weeks	0	0	0	1	1
		Waited >12 weeks	0	0	0	0	0
		Average wait from assessment to treatment		0	1.35	1.01	4.33
	Number of people with completed assessments waiting for treatment at month end (people)		0	5	17	2	24

Treatment	III. Time between receipt of referral and the start of radiation treatment		Feb-06				
			Priority A	Priority B	Priority C	Priority D	Total
	Treatments started in current month (people)	Waited < 4 weeks	3	2	7	1	13
		Waited 4-8 weeks	0	1	2	1	4
		Waited 8-12 weeks	0	0	3	2	5
		Waited >12 weeks	0	0	0	0	0
		Total		3	3	12	4
	Average wait from referral to treatment (weeks)		0.13	3.47	4.72	8.4	4.59

3 Patient domicile DHB = Lakes

Assessment	I. Numbers waiting for first specialist assessment		Feb-06				
			Priority A	Priority B	Priority C	Priority D	Total
	Assessments completed in current month (number of people)		1	3	6	1	11
	Average wait from referral to assessment (days)		3	7	22	104	
	Number of people waiting for assessment at month end (people)		0	0	5	7	12

Treatment	II. Time between the first specialist assessment and the start of radiation treatment		Feb-06				
			Priority A	Priority B	Priority C	Priority D	Total
	Treatments started in current month (number of people)	Waited < 4 weeks	2	4	9	1	16
		Waited 4-8 weeks	0	1	0	1	2

Treatment		<i>Waited 8-12 weeks</i>	0	0	0	0	0
		<i>Waited >12 weeks</i>	0	0	0	0	0
	Average wait from assessment to treatment (days to May 03 - weeks from June 03)		0	2.48	1.4	4.8	1.9
	Number of people with completed assessments waiting for treatment at month end(people)		0	1	6	3	10
III. Time between receipt of referral and the start of radiation treatment		Feb-06					
		Priority A	Priority B	Priority C	Priority D	Total	
Treatments started in current month (people)	<i>Waited < 4 weeks</i>	1	3	3	0	7	
	<i>Waited 4-8 weeks</i>	0	2	4	0	6	
	<i>Waited 8-12 weeks</i>	0	0	2	0	2	
	<i>Waited >12 weeks</i>	0	0	0	2	2	
	Total	1	5	9	0	17	
Average wait from referral to treatment (weeks)		0	4.68	6.02	24	7.19	

Notes :

1. The above is in respect of those starting treatment who had an FSA - on average 25% of treatments are retreats
These are not included in the above.
2. A patient may be treated in more than one body area at a time in the above these are counted as 1 patient (unlike section B)
As this patient have have had only one referral to FSA
3. As D categorised patients are in fact protocol and as such the wait is defined through the protocol these can have an effect on the average wait time from referral to treatment figure reported.
4. A priority can change from FSA to Treatment and this can skew the times
5. With low numbers of patients averages can be skewed by single issues
6. January delays in trt start time are often due to xmas period.
7. Patients maybe delayed between decision to treat and treatment start date for reasons other that resource shortages
Examples can include, awaiting hormone treatment, surgery recover etIII. These are not always identified and in some cases may be included the waiting time and subsequently skew some results. Wherever possible these delays are excluded.

MidCentral DHB Cancer Centre Summary

Priority A (Urgent) Priority B (Curative) Priority C (Palliative and other radical) Priority D (Combined chemotherapy and radiation treatment)

Assessment	I. Numbers waiting for first specialist assessment		Feb-06				
			Priority A	Priority B	Priority C	Priority D	Total
	Assesments completed in current month (number of people)						102
	Average wait from referral to assessment (days)						13
Number of people waiting for assessment at month end(people)						126	

		Feb-06				
Treatment	II. Time between the first specialist assessment and the start of radiation treatment	Priority A	Priority B	Priority C	Priority D	Total
	Treatments started in current month (number of people)	6	2	57	5	70
	<i>Waited < 4 weeks</i>	0	0	12	5	17
	<i>Waited 4-8 weeks</i>	0	0	1	1	2
	<i>Waited >12 weeks</i>	0	0	0	10	10
	Average wait from assessment to treatment (weeks)	0	2.4	2.3	12.1	
	Number of people with completed assessments waiting for treatment at month end(people)	0	5	44	40	89
	III. Time between receipt of referral and the start of radiation treatment	Feb-06				
	Treatments started in current month (people)	Priority A	Priority B	Priority C	Priority D	Total
	<i>Waited < 4 weeks</i>	7	0	39	4	50
<i>Waited 4-8 weeks</i>	0	2	24	6	32	
<i>Waited 8-12 weeks</i>	0	0	6	1	7	
<i>Waited >12 weeks</i>	0	0	1	10	11	
Total	7	2	70	21	100	
Average wait from referral to treatment (weeks)	0	8.6	4.6	13.6		

1 Patient domicile DHB = Midcentral

		Feb-06				
Assessment	I. Numbers waiting for first specialist assessment	Priority A	Priority B	Priority C	Priority D	Total
	Assessments completed in current month (number of people)					39
	Average wait from referral to assessment (days)					9.5
	Number of people waiting for assessment at month end(people)					62

		Feb-06				
tment	II. Time between the first specialist assessment and	Priority A	Priority B	Priority C	Priority D	Total
	Treatments started in current month (number of people)	1		17	1	19
	<i>Waited < 4 weeks</i>			5	1	6
	<i>Waited 4-8 weeks</i>					0
	<i>Waited 8-12 weeks</i>				3	3
	<i>Waited >12 weeks</i>					
Average wait from assessment to treatment (weeks)	0		2.2	13.7		
Number of people with completed assessments waiting for treatment at month end(people)						

Treat	III. Time between receipt of referral and the start of radiation treatment		Feb-06				
			Priority A	Priority B	Priority C	Priority D	Total
	Treatments started in current month (people)	Waited < 4 weeks	1		13		14
		Waited 4-8 weeks			9	2	11
		Waited 8-12 weeks					0
		Waited >12 weeks				3	3
	Total	1		22	5	28	
	Average wait from referral to treatment (weeks)	0		4	16.4		

2 Patient domicile DHB = Hawkes Bay

Assessment	I. Numbers waiting for first specialist assessment		Feb-06				
			Priority A	Priority B	Priority C	Priority D	Total
	Assessments completed in current month (number of people)						24
	Average wait from referral to assessment (days)						26.3
	Number of people waiting for assessment at month end (people)					14	

Treatment	II. Time between the first specialist assessment and		Feb-06				
			Priority A	Priority B	Priority C	Priority D	Total
	Treatments started in current month (number of people)	Waited < 4 weeks	3	2	11	1	17
		Waited 4-8 weeks			5	1	6
		Waited 8-12 weeks					0
		Waited >12 weeks				2	2
		Average wait from assessment to treatment (weeks)	0	2.4	3	9.2	
		Number of people with completed assessments waiting for treatment at month end (people)					
	III. Time between receipt of referral and the start of radiation treatment		Feb-06				
			Priority A	Priority B	Priority C	Priority D	Total
Treatments started in current month (people)	Waited < 4 weeks	3		2	2	7	
	Waited 4-8 weeks		2	9		11	
	Waited 8-12 weeks			4		4	
	Waited >12 weeks			1	2	3	
	Total	3	2	16	4	25	
	Average wait from referral to treatment (weeks)	0	8.6	7.1	10		

3 Patient domicile DHB = Taranaki

Assessment	I. Numbers waiting for first specialist assessment		Feb-06				
			Priority A	Priority B	Priority C	Priority D	Total

Assesment		Priority A	Priority B	Priority C	Priority D	Total
	Assesments completed in current month (number of people)					19
	Average wait from referral to assessment (days)					13
	Number of people waiting for assessment at month end (people)					22

Treatment	II. Time between the first specialist assessment and		Feb-06				
			Priority A	Priority B	Priority C	Priority D	Total
	Treatments started in current month (number of people)	Waited < 4 weeks	2		16	2	20
		Waited 4-8 weeks			2	2	4
		Waited 8-12 weeks			1	1	2
		Waited >12 weeks				3	3
	Average wait from assessment to treatment (weeks)		0		2.2	12	
	Number of people with completed assessments waiting for treatment at month end (people)						
	III. Time between receipt of referral and the start of radiation treatment		Feb-06				
			Priority A	Priority B	Priority C	Priority D	Total
	Treatments started in current month (people)	Waited < 4 weeks	2		14	1	17
		Waited 4-8 weeks			3	3	6
		Waited 8-12 weeks			2	1	3
		Waited >12 weeks				3	3
Average wait from referral to treatment (weeks)	Total	2		19	8	29	
		0		4.2	13.2		

4 Patient domicile DHB = Tairawhiti

Assesment	I. Numbers waiting for first specialist assessment		Feb-06				
			Priority A	Priority B	Priority C	Priority D	Total
	Assesments completed in current month (number of people)						1
	Average wait from referral to assessment (days)						0
Number of people waiting for assessment at month end (people)						7	

Treatment	II. Time between the first specialist assessment and		Feb-06				
			Priority A	Priority B	Priority C	Priority D	Total
	Treatments started in current month (number of people)	Waited < 4 weeks			3		3
		Waited 4-8 weeks					0
		Waited 8-12 weeks					0
		Waited >12 weeks					0
	Average wait from assessment to treatment (weeks)				2.8		
Number of people with completed assessments waiting for treatment at month end (people)							

Treatment	III. Time between receipt of referral and the start of radiation treatment		Feb-06				
			Priority A	Priority B	Priority C	Priority D	Total
	Treatments started in current month (people)	Waited < 4 weeks			1		1
		Waited 4-8 weeks			2		2
		Waited 8-12 weeks					0
		Waited >12 weeks					0
		Total			3		3
Average wait from referral to treatment (weeks)				4.5			

5 Patient domicile DHB = Whanganui

Assessment	I. Numbers waiting for first specialist assessment		Feb-06				
			Priority A	Priority B	Priority C	Priority D	Total
	Assessments completed in current month (number of people)						15
	Average wait from referral to assessment (days)						8
Number of people waiting for assessment at month end (people)						17	

Treatment	II. Time between the first specialist assessment and		Feb-06				
			Priority A	Priority B	Priority C	Priority D	Total
	Treatments started in current month (number of people)	Waited < 4 weeks			9	1	10
		Waited 4-8 weeks				1	1
		Waited 8-12 weeks					0
		Waited >12 weeks				2	2
	Average wait from assessment to treatment (weeks)				1.4	13.1	
	Number of people with completed assessments waiting for treatment at month end (people)						
	III. Time between receipt of referral and the start of radiation treatment		Feb-06				
			Priority A	Priority B	Priority C	Priority D	Total
Treatments started in current month (people)	Waited < 4 weeks			8	1	9	
	Waited 4-8 weeks			1	1	2	
	Waited 8-12 weeks					0	
	Waited >12 weeks				2	2	
	Total			9	4	13	
Average wait from referral to treatment (weeks)				2.5	14.5		

6 Patient domicile DHB = Wairarapa

Assessment	I. Numbers waiting for first specialist assessment	Feb-06				
		Priority A	Priority B	Priority C	Priority D	Total
	Assessments completed in current month (number of people)					
	Average wait from referral to assessment (days)					
	Number of people waiting for assessment at month end (people)					

Treatment	II. Time between the first specialist assessment and	Feb-06				
		Priority A	Priority B	Priority C	Priority D	Total
	Treatments started in current month (number of people)					0
	<i>Waited < 4 weeks</i>					0
	<i>Waited 4-8 weeks</i>					0
	<i>Waited 8-12 weeks</i>					0
	<i>Waited >12 weeks</i>					0
	Average wait from assessment to treatment (weeks)					
	Number of people with completed assessments waiting for treatment at month end (people)					
Treatment	III. Time between receipt of referral and the start of radiation treatment	Feb-06				
		Priority A	Priority B	Priority C	Priority D	Total
	Treatments started in current month (people)					0
	<i>Waited < 4 weeks</i>					0
	<i>Waited 4-8 weeks</i>					0
	<i>Waited 8-12 weeks</i>					0
	<i>Waited >12 weeks</i>					0
	Total	0	0	0	0	0
	Average wait from referral to treatment (weeks)					

7 Patient domicile DHB = Other

Assessment	I. Numbers waiting for first specialist assessment	Feb-06				
		Priority A	Priority B	Priority C	Priority D	Total
	Assessments completed in current month (number of people)					2
	Average wait from referral to assessment (days)					13
	Number of people waiting for assessment at month end (people)					1

Treatment	II. Time between the first specialist assessment and	Feb-06				
		Priority A	Priority B	Priority C	Priority D	Total
	Treatments started in current month (number of people)		1		1	2
	<i>Waited < 4 weeks</i>					0
	<i>Waited 4-8 weeks</i>					0
	<i>Waited 8-12 weeks</i>					0
	<i>Waited >12 weeks</i>					0

Treatment	Average wait from assessment to treatment (weeks)	0	1.2			
	Number of people with completed assessments waiting for treatment at month end(people)					
III. Time between receipt of referral and the start of radiation treatment		Feb-06				
		Priority A	Priority B	Priority C	Priority D	Total
Treatments started in current month (people)	<i>Waited < 4 weeks</i>	1		1		2
	<i>Waited 4-8 weeks</i>					0
	<i>Waited 8-12 weeks</i>					0
	<i>Waited >12 weeks</i>					0
	Total	1		1		2
Average wait from referral to treatment (weeks)		0		2.5		

Capital and Coast Cancer Centre Summary

Priority A (Urgent) Priority B (Curative) Priority C (Palliative and other radical) Priority D (Combined chemotherapy and radiation treatment)

Assessment	I. Numbers waiting for first specialist assessment	Feb-06				
		Priority A	Priority B	Priority C	Priority D	Total
	Assessments completed in current month (number of people)					61
	Average wait from referral to assessment (days)					8
	Number of people waiting for assessment at month end (people)					11

Treatment	II. Time between the first specialist assessment and	Feb-06					
		Priority A	Priority B	Priority C	Priority D	Total	
	Treatments started in current month (number of people)	<i>Waited < 4 weeks</i>	2	3	45	0	50
		<i>Waited 4-8 weeks</i>			8	3	11
		<i>Waited 8-12 weeks</i>				0	0
		<i>Waited >12 weeks</i>				14	14
	Average wait from assessment to treatment (weeks)						
	Number of people with completed assessments waiting for treatment at month end(people)						
	III. Time between receipt of referral and the start of radiation treatment		Feb-06				
			Priority A	Priority B	Priority C	Priority D	Total
Treatments started in current month (people)	<i>Waited < 4 weeks</i>						
	<i>Waited 4-8 weeks</i>					average is 7.9 days	

	Waited 8-12 weeks Waited >12 weeks Total	The range is 0 to 32 days
Average wait from referral to treatment (weeks)		

Patient domicile DHB = Capital Coast

Assessment	I. Numbers waiting for first specialist assessment	Feb-06				
		Priority A	Priority B	Priority C	Priority D	Total
	Assessments completed in current month (number of people)					
	Average wait from referral to assessment (days)					
	Number of people waiting for assessment at month end (people)					

Treatment	II. Time between the first specialist assessment and	Feb-06					
		Priority A	Priority B	Priority C	Priority D	Total	
	Treatments started in current month (number of people)		0	2	24	0	26
	Waited < 4 weeks				5	3	8
	Waited 4-8 weeks					0	0
	Waited 8-12 weeks					8	8
	Waited >12 weeks						
	Average wait from assessment to treatment (weeks)						
	Number of people with completed assessments waiting for treatment at month end (people)					0	
	III. Time between receipt of referral and the start of radiation treatment	Feb-06					
		Priority A	Priority B	Priority C	Priority D	Total	
Treatments started in current month (people)	Waited < 4 weeks					0	
	Waited 4-8 weeks					0	
	Waited 8-12 weeks					0	
	Waited >12 weeks					0	
	Total	0	0	0	0	0	
Average wait from referral to treatment (weeks)							

1 Patient domicile DHB = Hutt Valley Health

Assessment	I. Numbers waiting for first specialist assessment	Feb-06				
		Priority A	Priority B	Priority C	Priority D	Total
	Assessments completed in current month (number of people)					

Asses	Average wait from referral to assessment (days)	
	Number of people waiting for assessment at month end (people)	

Treatment	II. Time between the first specialist assessment and the start of radiation treatment		Feb-06				
	Treatments started in current month (number of people)	Waited < 4 weeks	Priority A	Priority B	Priority C	Priority D	Total
		Waited 4-8 weeks	1	0	9		10
		Waited 8-12 weeks			0		0
		Waited >12 weeks			0		0
		Average wait from assessment to treatment (weeks)				4	4
	Number of people with completed assessments waiting for treatment at month end (people)		0				
	III. Time between receipt of referral and the start of radiation treatment		Feb-06				
	Treatments started in current month (people)	Waited < 4 weeks	Priority A	Priority B	Priority C	Priority D	Total
		Waited 4-8 weeks					0
Waited 8-12 weeks						0	
Waited >12 weeks						0	
Total		0	0	0	0	0	
Average wait from referral to treatment (weeks)							

2 Patient domicile DHB = Wairarapa

Assessment	I. Numbers waiting for first specialist assessment		Feb-06				
	Assessments completed in current month (number of people)	Average wait from referral to assessment (days)	Priority A	Priority B	Priority C	Priority D	Total
		Number of people waiting for assessment at month end (people)					

	II. Time between the first specialist assessment and the start of radiation treatment		Feb-06				
	Treatments started in current month (number of people)	Waited < 4 weeks	Priority A	Priority B	Priority C	Priority D	Total
		Waited 4-8 weeks			9		9
		Waited 8-12 weeks			2		2
		Waited >12 weeks				2	0
Average wait from referral to treatment (weeks)		2					

Treatment	Average wait from assessment to treatment (weeks)	
	Number of people with completed assessments waiting for treatment at month end(people)	0
III. Time between receipt of referral and the start of radiation treatment		Feb-06
		Priority A Priority B Priority C Priority D Total
Treatments started in current month (people)	Waited < 4 weeks	0
	Waited 4-8 weeks	0
	Waited 8-12 weeks	0
	Waited >12 weeks	0
	Total	0 0 0 0 0
Average wait from referral to treatment (weeks)		

3 Patient domicile DHB = Nelson Marlborough

Assessment	I. Numbers waiting for first specialist assessment	Feb-06
		Priority A Priority B Priority C Priority D Total
Assessments completed in current month (number of people)		
Average wait from referral to assessment (days)		
Number of people waiting for assessment at month end(people)		

Treatment	II. Time between the first specialist assessment and the start of radiation treatment	Feb-06
		Priority A Priority B Priority C Priority D Total
Treatments started in current month (number of people)	Waited < 4 weeks	4
	Waited 4-8 weeks	1
	Waited 8-12 weeks	0
	Waited >12 weeks	0
Average wait from assessment to treatment (weeks)		
Number of people with completed assessments waiting for treatment at month end(people)		0
III. Time between receipt of referral and the start of radiation treatment		Feb-06
		Priority A Priority B Priority C Priority D Total
Treatments started in current month (people)	Waited < 4 weeks	0
	Waited 4-8 weeks	0
	Waited 8-12 weeks	0
	Waited >12 weeks	0
	Total	0 0 0 0 0

Average wait from referral to treatment (weeks)	
---	--

Canterbury DHB Cancer Centre Summary

Priority A (Urgent) Priority B (Curative) Priority C (Palliative and other radical) Priority D (Combined chemotherapy and radiation treatment)

Assessment	I. Numbers waiting for first specialist assessment		Feb-06				
			Priority A	Priority B	Priority C	Priority D	Total
	Assessments completed in current month (number of people)						87
	Average wait from referral to assessment (days)						
	Number of people waiting for assessment at month end (people)						59

Treatment	II. Time between the first specialist assessment and the start of radiation treatment (includes all referrals for radiation treatment, not just from FSA).		Feb-06				
			Priority A	Priority B	Priority C	Priority D	Total
	Treatments started in current month (number of people)	Waited < 4 weeks	4	13	62	2	81
		Waited 4-8 weeks	0	5	18	0	23
		Waited 8-12 weeks	0	1	5	4	10
		Waited >12 weeks	0	0	0	5	5
	Average wait from assessment to treatment (weeks)						
	Number of people with completed assessments waiting for treatment at month end (people)		0	21	39	39	99

Treatment	III. Time between receipt of referral and the start of radiation treatment		Feb-06				
			Priority A	Priority B	Priority C	Priority D	Total
	Treatments started in current month (people)	Waited < 4 weeks					
		Waited 4-8 weeks					
		Waited 8-12 weeks					
		Waited >12 weeks					
		Total					
	Average wait from referral to treatment (weeks)						

1 Patient domicile DHB = Canterbury

<i>Assessment</i>	A. Numbers waiting for first specialist assessment		Feb-06				
			Priority A	Priority B	Priority C	Priority D	Total
	Assesments completed in current month (number of people)						
	Average wait from referral to assessment (days)						
	Number of people waiting for assessment at month end (people)						

<i>Treatment</i>	B. Time between the first specialist assessment and the start of radiation treatment (includes all referrals for radiation treatment, not just from FSA).		Feb-06				
			Priority A	Priority B	Priority C	Priority D	Total
	Treatments started in current month (number of people)	<i>Waited < 4 weeks</i>	2	8	50	1	61
		<i>Waited 4-8 weeks</i>	0	4	15	0	19
		<i>Waited 8-12 weeks</i>	0	1	2	4	7
		<i>Waited >12 weeks</i>	0	0	0	3	3
Average wait from assessment to treatment (weeks)		0.1	4.6	2.9	12		
Number of people with completed assessments waiting for treatment at month end (people)		0	16	33	26	75	

<i>Treatment</i>	C. Time between receipt of referral and the start of radiation treatment		Feb-06				
			Priority A	Priority B	Priority C	Priority D	Total
	Treatments started in current month (people)	<i>Waited < 4 weeks</i>					0
		<i>Waited 4-8 weeks</i>					0
		<i>Waited 8-12 weeks</i>					0
		<i>Waited >12 weeks</i>					0
Total		0	0	0	0	0	
Average wait from referral to treatment (weeks)							

2 Patient domicile DHB = Nelson Marlborough

<i>Assessment</i>	A. Numbers waiting for first specialist assessment		Feb-06				
			Priority A	Priority B	Priority C	Priority D	Total
	Assesments completed in current month (number of people)						
	Average wait from referral to assessment (days)						
	Number of people waiting for assessment at month end (people)						

<i>Treatment</i>	B. Time between the first specialist assessment and the start of radiation treatment (includes all referrals for radiation treatment, not just from FSA).		Feb-06				
			Priority A	Priority B	Priority C	Priority D	Total
	Treatments started in current month (number of people)	<i>Waited < 4 weeks</i>					0

Treatment		Waited 4-8 weeks					0
		Waited 8-12 weeks					0
		Waited >12 weeks					0
		Average wait from assessment to treatment (weeks)					
		Number of people with completed assessments waiting for treatment at month end(people)					0
		Feb-06					
		Priority A Priority B Priority C Priority D Total					
	Treatments started in current month (people)	Waited < 4 weeks					0
		Waited 4-8 weeks					0
		Waited 8-12 weeks					0
		Waited >12 weeks					0
		Total		0	0	0	0
	Average wait from referral to treatment (weeks)						

3 Patient domicile DHB = South Canterbury

Assessment	A. Numbers waiting for first specialist assessment		Feb-06				
			Priority A Priority B Priority C Priority D Total				
		Assessments completed in current month (number of people)					
		Average wait from referral to assessment (days)					
		Number of people waiting for assessment at month end(people)					

Treatment	B. Time between the first specialist assessment and the start of radiation treatment (includes all referrals for radiation treatment, not just from FSA).		Feb-06					
			Priority A Priority B Priority C Priority D Total					
		Treatments started in current month (number of people)	Waited < 4 weeks	0	2	3	0	5
			Waited 4-8 weeks	0	0	0	0	0
			Waited 8-12 weeks	0	0	0	0	0
			Waited >12 weeks	0	0	0	0	0
		Average wait from assessment to treatment (weeks)		0	2.7	0.8	0	
		Number of people with completed assessments waiting for treatment at month end(people)		0	2	4	1	7
			Feb-06					
			Priority A Priority B Priority C Priority D Total					
	Treatments started in current month (people)	Waited < 4 weeks					0	
		Waited 4-8 weeks					0	
		Waited 8-12 weeks					0	

		Waited >12 weeks								0
		Total								0
	Average wait from referral to treatment (weeks)									

4 Patient domicile DHB = West Coast

Assessment	A. Numbers waiting for first specialist assessment					Feb-06				
						Priority A	Priority B	Priority C	Priority D	Total
	Assesments completed in current month (number of people)									
	Average wait from referral to assessment (days)									
	Number of people waiting for assessment at month end (people)									

Treatment	B. Time between the first specialist assessment and the start of radiation treatment (includes all referrals for radiation treatment, not just from FSA).					Feb-06					
						Priority A	Priority B	Priority C	Priority D	Total	
	Treatments started in current month (number of people)										
		Waited < 4 weeks									3
		Waited 4-8 weeks									1
		Waited 8-12 weeks									0
		Waited >12 weeks									1
	Average wait from assessment to treatment (weeks)										
		Number of people with completed assessments waiting for treatment at month end (people)					0	1	0	4	5
	C. Time between receipt of referral and the start of radiation treatment					Feb-06					
						Priority A	Priority B	Priority C	Priority D	Total	
Treatments started in current month (people)											
	Waited < 4 weeks									0	
	Waited 4-8 weeks									0	
	Waited 8-12 weeks									0	
	Waited >12 weeks									0	
	Total									0	
Average wait from referral to treatment (weeks)											

Otago Cancer Centre Summary

Priority A (Urgent) Priority B (Curative) Priority C (Palliative and other radical) Priority D (Combined chemotherapy and radiation treatment)

Assessment	Feb-06				
	Priority A	Priority B	Priority C	Priority D	Total
I. Numbers waiting for first specialist assessment					
Assessments completed in current month (number of people)					0
Average wait from referral to assessment (days based on 7 day week)	20	15	23	39	
Number of people waiting for assessment at month end (people)					0

Treatment	Feb-06					
	Priority A	Priority B	Priority C	Priority D	Total	
II. Time between the first specialist assessment and the start of radiation treatment						
Treatments started in current month (number of people)	Waited < 4 weeks	2	1	36	1	40
	Waited 4-8 weeks	0	1	12	1	14
	Waited 8-12 weeks	0	0	0	0	54
	Waited >12 weeks		0	2	3	5
Average wait from assessment to treatment (weeks)	0.14	3.71	3.14	15.71	22.57	
Number of people with completed assessments waiting for treatment at month end (people)						
III. Time between receipt of referral and the start of radiation treatment						
Treatments started in current month (people)	Waited < 4 weeks	1	0	25	1	27
	Waited 4-8 weeks	1	2	11	0	14
	Waited 8-12 weeks	0	0	7	0	41
	Waited >12 weeks	0	0	7	4	11
	Total	2	2	50	5	59
Average wait from referral to treatment (weeks)	3	5.86	6.43	21.29	33.57	

1 Patient domicile DHB = Otago

Assessment	Feb-06				
	Priority A	Priority B	Priority C	Priority D	Total
I. Numbers waiting for first specialist assessment					
Assessments completed in current month (number of people)					
Average wait from referral to assessment (days)	20	0	18	3	
Number of people waiting for assessment at month end (people)					

Treatment	II. Time between the first specialist assessment and the start of radiation treatment		Feb-06				
			Priority A	Priority B	Priority C	Priority D	Total
	Treatments started in current month (number of people)	<i>Waited < 4 weeks</i>	2	0	24	1	27
		<i>Waited 4-8 weeks</i>	0	0	5	0	5
		<i>Waited 8-12 weeks</i>	0	0	0	0	0
		<i>Waited >12 weeks</i>	0	0	2	2	4
	Average wait from assessment to treatment (weeks)		0.14	0	3.14	15	
	Number of people with completed assessments waiting for treatment at month end(people)						0
	III. Time between receipt of referral and the start of radiation treatment		Feb-06				
			Priority A	Priority B	Priority C	Priority D	Total
Treatments started in current month (people)	<i>Waited < 4 weeks</i>	1	0	16	1	18	
	<i>Waited 4-8 weeks</i>	1	0	5	0	6	
	<i>Waited 8-12 weeks</i>	0	0	7	0	7	
	<i>Waited >12 weeks</i>	0	0	3	2	5	
	Total	2	0	31	3	36	
Average wait from referral to treatment (weeks)		3	0	5.71	15.43		

2 Patient domicile DHB = Southland

Assessment	I. Numbers waiting for first specialist assessment		Feb-06				
			Priority A	Priority B	Priority C	Priority D	Total
	Assesments completed in current month (number of people)						
	Average wait from referral to assessment (days)		0	15	35	91	
Number of people waiting for assessment at month end (people)							

Treatment	II. Time between the first specialist assessment and the start of radiation treatment		Feb-06				
			Priority A	Priority B	Priority C	Priority D	Total
	Treatments started in current month (number of people)	<i>Waited < 4 weeks</i>	0	1	10	0	11
		<i>Waited 4-8 weeks</i>	0	1	7	1	9
		<i>Waited 8-12 weeks</i>	0	0	0	0	0
		<i>Waited >12 weeks</i>	0	0	0	1	1
	Average wait from assessment to treatment (weeks)		0	3.71	3.43	16.86	
	Number of people with completed assessments waiting for treatment at month end(people)						0

Tre	III. Time between receipt of referral and the start of radiation treatment		Feb-06				
			Priority A	Priority B	Priority C	Priority D	Total
	Treatments started in current month (people)	Waited < 4 weeks	0	0	7	0	7
		Waited 4-8 weeks	0	2	6	0	8
		Waited 8-12 weeks	0	0	0	0	0
		Waited >12 weeks	0	0	4	2	6
		Total	0	2	17	2	21
Average wait from referral to treatment (weeks)		0	5.86	8.43	29.86		

3 Patient domicile DHB = Canterbury

Assessment	A. Numbers waiting for first specialist assessment		Feb-06				
			Priority A	Priority B	Priority C	Priority D	Total
	Assessments completed in current month (number of people)						
	Average wait from referral to assessment (days)		0	0	0	0	
Number of people waiting for assessment at month end (people)							

Treatment	B. Time between the first specialist assessment and the start of radiation treatment		Feb-06				
			Priority A	Priority B	Priority C	Priority D	Total
	Treatments started in current month (number of people)	Waited < 4 weeks	0	0	2	0	2
		Waited 4-8 weeks	0	0	0	0	0
		Waited 8-12 weeks	0	0	0	0	0
		Waited >12 weeks	0	0	0	0	0
	Average wait from assessment to treatment (weeks)						
Number of people with completed assessments waiting for treatment at month end (people)		0	0	1.86	0	1.86	

Treatment	C. Time between receipt of referral and the start of radiation treatment		Feb-06				
			Priority A	Priority B	Priority C	Priority D	Total
	Treatments started in current month (people)	Waited < 4 weeks	0	0	2	0	2
		Waited 4-8 weeks	0	0	0	0	0
		Waited 8-12 weeks	0	0	0	0	0
		Waited >12 weeks	0	0	0	0	0
		Total	0	0	2	0	2
Average wait from referral to treatment (weeks)		0	0	1.86	0		