

KEY

	National Summary
	Cancer Centre Summary
	DHB summary

Monthly reporting of oncology megavoltage radiation waiting times January 2006

National Summary

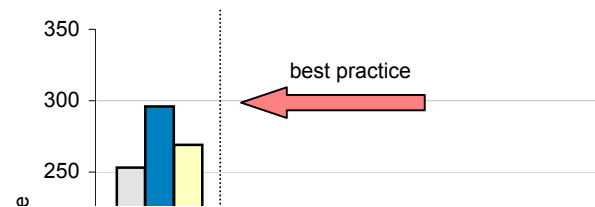
Priority A (Urgent) Priority B (Curative) Priority C (Palliative and other radical) Priority D (Combined chemotherapy and radiation treatment)

Time between the first specialist assessment and the start of radiation treatment		Jan-06				
		Priority A	Priority B	Priority C	Priority D	Total
Treatments started in current month (number of people)	Waited < 4 weeks	11	23	92	5	131
	Waited 4-8 weeks	0	8	22	9	39
	Waited 8-12 weeks	0	0	14	6	20
	Waited >12 weeks	0	0	8	12	20
TOTAL		11	31	136	32	210
Number of people with completed assessments waiting for treatment at month end (people)						96

* **Priority C patients** - waiting time information for priority C patients provides the best trend information to determine whether there are emerging problems. Priority C excludes urgent patients and Priority Ds (combined treatment) and are therefore the category most impacted by any delays

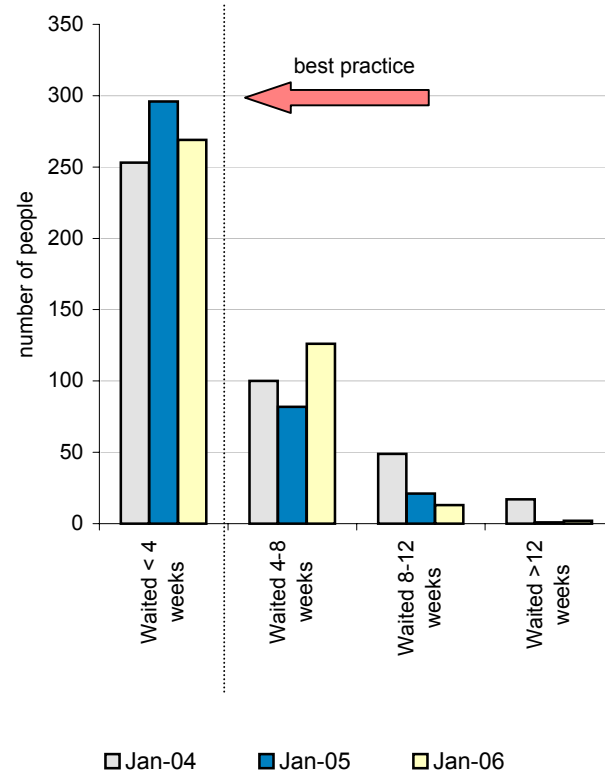
National waiting times for megavoltage radiation treatment 2004 - 2006

Time between first specialist assessment and radiation treatment Priority C patients

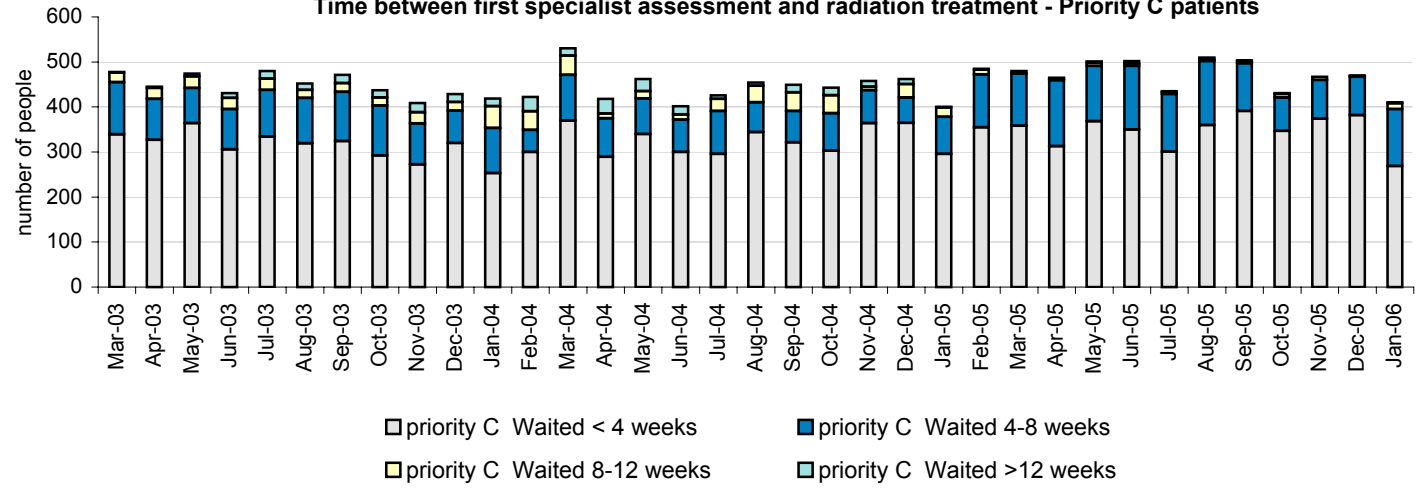


National waiting times for megavoltage radiation treatment 2004 - 2006

Time between first specialist assessment and radiation treatment Priority C patients



National waiting times for megavoltage radiation treatment
Time between first specialist assessment and radiation treatment - Priority C patients



Auckland DHB Cancer Center Summary

Priority A (Urgent) Priority B (Curative) Priority C (Palliative and other radical) Priority D (Combined chemotherapy and radiation treatment)

Assessment	A. Numbers waiting for first specialist assessment	Jan-06				
		Priority A	Priority B	Priority C	Priority D	Total
	Assesments completed in current month (number of people)	11	112	67	1	191
	Average wait from referral to assessment (days)	2.23	15.86	29.15	9.47	19.7
	Number of people waiting for assessment at month end (people)	0	47	54	1	102

Treatment	B. Time between the first specialist assessment and the start of radiation treatment	Jan-06					
		Priority A	Priority B	Priority C	Priority D	Total	
	Treatments started in current month (number of people)	<i>Waited < 4 weeks</i> <i>Waited 4-8 weeks</i> <i>Waited 8-12 weeks</i> <i>Waited >12 weeks</i>	19	6	68	3	96
				10	50	24	84
					1	4	5
						16	16
				0.05	3.72		10.88
	Number of people with completed assessments waiting for treatment at month end (people)		17	149	168	334	
Treatment	C. Time between receipt of referral and the start of radiation treatment	Jan-06					
		Priority A	Priority B	Priority C	Priority D	Total	
	Treatments started in current month (people)	<i>Waited < 4 weeks</i> <i>Waited 4-8 weeks</i> <i>Waited 8-12 weeks</i> <i>Waited >12 weeks</i> Total	12	6	45	4	67
			4	9	58	14	85
			1		8	3	12
			2	1	8	26	37
				19	16	119	47
	Average wait from referral to treatment (weeks)	10.76	9.83		14.45	9.45	

1 Patient domicile DHB = Auckland

Priority A (Urgent) Priority B (Curative) Priority C (Palliative and other radical) Priority D (Combined chemotherapy and radiation treatment)

Assessment	A. Numbers waiting for first specialist assessment	Jan-06				
		Priority A	Priority B	Priority C	Priority D	Total
	Assesments completed in current month (number of people)					

Assessment	Average wait from referral to assessment (days)	0.47	19.71	25.36	0	19.82
	Number of people waiting for assessment at month end (people)	0	8	15	0	23

Treatment	B. Time between the first specialist assessment and the start of radiation treatment		Jan-06				
			Priority A	Priority B	Priority C	Priority D	Total
	Treatments started in current month (number of people)	Waited < 4 weeks	4	2	15		21
		Waited 4-8 weeks		2	17	6	25
		Waited 8-12 weeks				2	2
		Waited >12 weeks				1	1
	Average wait from assessment to treatment (weeks)		0.21	3.04		8	4.18
	Number of people with completed assessments waiting for treatment at month end (people)			10	35	51	96
	C. Time between receipt of referral and the start of radiation treatment		Jan-06				
			Priority A	Priority B	Priority C	Priority D	Total
Treatments started in current month (people)	Waited < 4 weeks	3	2	7		12	
	Waited 4-8 weeks		2	24	3	29	
	Waited 8-12 weeks					0	
	Waited >12 weeks	1		1	6	8	
	Total	4	4	32	9	49	
Average wait from referral to treatment (weeks)		4.75	3.57		15.52	7.71	

2 Patient domicile DHB = Counties Manukau

Assessment	A. Numbers waiting for first specialist assessment		Jan-06				
			Priority A	Priority B	Priority C	Priority D	Total
	Assessments completed in current month (number of people)						
	Average wait from referral to assessment (days)		0.21	12.13	31.93	0	21.09
Number of people waiting for assessment at month end (people)		0	15	22	0	37	

Treatment	B. Time between the first specialist assessment and the start of radiation treatment		Jan-06				
			Priority A	Priority B	Priority C	Priority D	Total
	Treatments started in current month (number of people)	Waited < 4 weeks	5	2	24		31
		Waited 4-8 weeks		5	6	7	18
		Waited 8-12 weeks					0
Waited >12 weeks					8	8	

Treatment	Average wait from assessment to treatment (weeks)		0.03	4.06	13.64	5.29	
	Number of people with completed assessments waiting for treatment at month end (people)			4	40	38	82
Treatment	C. Time between receipt of referral and the start of radiation treatment		Jan-06				
			Priority A	Priority B	Priority C	Priority D	Total
	Treatments started in current month (people)	Waited < 4 weeks	3	2	16	2	23
		Waited 4-8 weeks	1	5	12	2	20
		Waited 8-12 weeks	1			2	3
		Waited >12 weeks			2	9	11
	Total		5	7	30	15	57
Average wait from referral to treatment (weeks)		3.97	4.31	15.95	7.58		

3 Patient domicile DHB = Hawke's Bay

Assessment	A. Numbers waiting for first specialist assessment		Jan-06				
			Priority A	Priority B	Priority C	Priority D	Total
	Assesments completed in current month (number of people)						
	Average wait from referral to assessment (days)			0.45			0.45
Number of people waiting for assessment at month end (people)							

Treatment	B. Time between the first specialist assessment and the start of radiation treatment		Jan-06				
			Priority A	Priority B	Priority C	Priority D	Total
	Treatments started in current month (number of people)	Waited < 4 weeks					0
		Waited 4-8 weeks					0
		Waited 8-12 weeks					0
		Waited >12 weeks					0
	Average wait from assessment to treatment (weeks)						
	Number of people with completed assessments waiting for treatment at month end (people)						
	C. Time between receipt of referral and the start of radiation treatment		Jan-06				
			Priority A	Priority B	Priority C	Priority D	Total
	Treatments started in current month (people)	Waited < 4 weeks					0
Waited 4-8 weeks						0	
Waited 8-12 weeks						0	
Waited >12 weeks						0	
Total			0	0	0	0	0

Average wait from referral to treatment (weeks)	
---	--

4 Patient domicile DHB = Northland

Assessment	A. Numbers waiting for first specialist assessment	Jan-06				
		Priority A	Priority B	Priority C	Priority D	Total
	Assesments completed in current month (number of people)					
	Average wait from referral to assessment (days)	0.5	2.25	24.84	0	9.72
	Number of people waiting for assessment at month end (people)	0	1	2	0	3

Treatment	B. Time between the first specialist assessment and the start of radiation treatment	Jan-06				
		Priority A	Priority B	Priority C	Priority D	Total
	Treatments started in current month (number of people)					
	<i>Waited < 4 weeks</i>	3	1	8		12
	<i>Waited 4-8 weeks</i>			3	2	5
	<i>Waited 8-12 weeks</i>				1	1
	<i>Waited >12 weeks</i>				2	2
	Average wait from assessment to treatment (weeks)	0	3.57		14.06	5.2
	Number of people with completed assessments waiting for treatment at month end (people)		2	17	16	35
Treatment	C. Time between receipt of referral and the start of radiation treatment	Jan-06				
		Priority A	Priority B	Priority C	Priority D	Total
	Treatments started in current month (people)					
	<i>Waited < 4 weeks</i>	2	1	8		11
	<i>Waited 4-8 weeks</i>	1		2	2	5
	<i>Waited 8-12 weeks</i>			1		1
	<i>Waited >12 weeks</i>		1		3	4
	Total	3	2	11	5	21
	Average wait from referral to treatment (weeks)	3	50.5		15.69	10.8

5 Patient domicile DHB = Waikato

Assessment	A. Numbers waiting for first specialist assessment	Jan-06				
		Priority A	Priority B	Priority C	Priority D	Total
	Assesments completed in current month (number of people)					
	Average wait from referral to assessment (days)					
	Number of people waiting for assessment at month end (people)			1		1

Treatment	B. Time between the first specialist assessment and the start of radiation treatment	Jan-06				
		Priority A	Priority B	Priority C	Priority D	Total

Treatment	Treatments started in current month (number of people)	<i>Waited < 4 weeks</i>				1	1
		<i>Waited 4-8 weeks</i>					0
		<i>Waited 8-12 weeks</i>					0
		<i>Waited >12 weeks</i>					0
	Average wait from assessment to treatment (weeks)					3.34	
Number of people with completed assessments waiting for treatment at month end (people)						3	
C. Time between receipt of referral and the start of radiation treatment						Jan-06	
			Priority A	Priority B	Priority C	Priority D	Total
Treatments started in current month (people)	<i>Waited < 4 weeks</i>					1	1
	<i>Waited 4-8 weeks</i>						0
	<i>Waited 8-12 weeks</i>						0
	<i>Waited >12 weeks</i>						0
	Total		0	0	0	1	1
Average wait from referral to treatment (weeks)						3.43	

6 Patient domicile DHB = Waitemata

Assessment	A. Numbers waiting for first specialist assessment					Jan-06	
			Priority A	Priority B	Priority C	Priority D	Total
	Assesments completed in current month (number of people)						
	Average wait from referral to assessment (days)		0.94	22	31.59	9.47	23.3
Number of people waiting for assessment at month end (people)			0	21	15	1	37

Treatment	B. Time between the first specialist assessment and the start of radiation treatment					Jan-06		
			Priority A	Priority B	Priority C	Priority D	Total	
	Treatments started in current month (number of people)	<i>Waited < 4 weeks</i>		6	1	21	2	30
		<i>Waited 4-8 weeks</i>			2	24	9	35
		<i>Waited 8-12 weeks</i>				1	1	2
		<i>Waited >12 weeks</i>					5	5
	Average wait from assessment to treatment (weeks)		0	3.95		9.48	4.75	
	Number of people with completed assessments waiting for treatment at month end (people)			1	55	59	115	
	C. Time between receipt of referral and the start of radiation treatment						Jan-06	
			Priority A	Priority B	Priority C	Priority D	Total	

Treatments started in current month (people)	Waited < 4 weeks	3	1	14	1	19
	Waited 4-8 weeks	2	2	20	7	31
	Waited 8-12 weeks			7	1	8
	Waited >12 weeks	1		5	8	14
	Total	6	3	46	17	72
Average wait from referral to treatment (weeks)		26.1	3.95		12.84	11.93

Waikato Cancer Centre Summary

Priority A (Urgent) Priority B (Curative) Priority C (Palliative and other radical) Priority D (Combined chemotherapy and radiation treatment)

Assessment	I. Numbers waiting for first specialist assessment		Jan-06				
			Priority A	Priority B	Priority C	Priority D	Total
	Assesments completed in current month (number of people)		9	26	41	18	94
	Average wait from referral to assessment (days)		1	12	25	49	
	Number of people waiting for assessment at month end (people)		0	1	65	33	99

Treatment	II. Time between the first specialist assessment and the start of radiation treatment		Jan-06				
			Priority A	Priority B	Priority C	Priority D	Total
	Treatments started in current month (number of people)	Waited < 4 weeks	14	21	40	6	81
		Waited 4-8 weeks	0	0	2	8	10
		Waited 8-12 weeks	0	0	0	1	1
		Waited >12 weeks	0	0	0	0	0
	Average wait from assessment to treatment (days to May 03 - weeks from June 03)		0.01	1.7	1.6	4	1.8
	Number of people with completed assessments waiting for treatment at month end (people)		0	11	45	8	64
	III. Time between receipt of referral and the start of radiation treatment		Jan-06				
			Priority A	Priority B	Priority C	Priority D	Total
Treatments started in current month (people)	Waited < 4 weeks	9	13	27	1	50	

	Waited 4-8 weeks	0	5	19	4	28
	Waited 8-12 weeks	0	1	1	1	3
	Waited >12 weeks	0	0	0	2	2
	Total	9	19	47	7	83
Average wait from referral to treatment (weeks)						

1 Patient domicile DHB = Waikato

Assessment	I. Numbers waiting for first specialist assessment		Jan-06				
			Priority A	Priority B	Priority C	Priority D	Total
	Assesments completed in current month (number of people)		7	7	22	12	48
	Average wait from referral to assessment (days)		1	15	24	46	
	Number of people waiting for assessment at month end (people)		0	1	37	17	55

Treatment	II. Time between the first specialist assessment and the start of radiation treatment		Jan-06				
			Priority A	Priority B	Priority C	Priority D	Total
	Treatments started in current month (number of people)	Waited < 4 weeks	12	11	21	4	48
		Waited 4-8 weeks	0	0	2	7	9
		Waited 8-12 weeks	0	0	0	1	1
		Waited >12 weeks	0	0	0	0	0
	Average wait from assessment to treatment (days to May 03 - weeks from June 03)		0.02	1.89	2.22	4.38	2.1
	Number of people with completed assessments waiting for treatment at month end (people)		0	4	25	5	34
	III. Time between receipt of referral and the start of radiation treatment		Jan-06				
			Priority A	Priority B	Priority C	Priority D	Total
Treatments started in current month (people)	Waited < 4 weeks	7	6	12	1	26	
	Waited 4-8 weeks	0	3	12	3	18	
	Waited 8-12 weeks	0	0	1	0	1	
	Waited >12 weeks	0	0	0	1	1	
	Total	7	9	25	5	46	
Average wait from referral to treatment (weeks)		0.23	3.56	4.56	9.64	4.26	

2 Patient domicile DHB = Bay of Plenty

Assessment	I. Numbers waiting for first specialist assessment	Jan-06				
		Priority A	Priority B	Priority C	Priority D	Total
	Assesments completed in current month (number of people)	0	10	16	2	28
	Average wait from referral to assessment (days)	0	11	25	23	
	Number of people waiting for assessment at month end (people)	0	0	21	14	35

Treatment	II. Time between the first specialist assessment and the start of radiation treatment	Jan-06				
		Priority A	Priority B	Priority C	Priority D	Total
	Treatments started in current month (number of people)					
	<i>Waited < 4 weeks</i>	1	6	17	2	26
	<i>Waited 4-8 weeks</i>	0	0	0	0	0
	<i>Waited 8-12 weeks</i>	0	0	0	0	0
	<i>Waited >12 weeks</i>	0	0	0	0	0
	Average wait from assessment to treatment	0	1.67	0.86	1.1	1
	Number of people with completed assessments waiting for treatment at month end (people)	0	3	10	1	14
Treatment	III. Time between receipt of referral and the start of radiation treatment	Jan-06				
		Priority A	Priority B	Priority C	Priority D	Total
	Treatments started in current month (people)					
	<i>Waited < 4 weeks</i>	1	5	6	0	12
	<i>Waited 4-8 weeks</i>	0	2	4	0	6
	<i>Waited 8-12 weeks</i>	0	0	0	1	1
	<i>Waited >12 weeks</i>	0	0	0	1	1
	Total	1	7	10	2	20
	Average wait from referral to treatment (weeks)	0.2	3.37	3.62	11.8	4.26

3 Patient domicile DHB = Lakes

Assessment	I. Numbers waiting for first specialist assessment	Jan-06				
		Priority A	Priority B	Priority C	Priority D	Total
	Assesments completed in current month (number of people)	2	9	3	4	18

Asse	Average wait from referral to assessment (days)	1	11	29	71
	Number of people waiting for assessment at month end (people)	0	0	7	2

Treatment	II. Time between the first specialist assessment and the start of radiation treatment		Jan-06				
			Priority A	Priority B	Priority C	Priority D	Total
Treatments started in current month (number of people)	Waited < 4 weeks		1	4	2	0	7
	Waited 4-8 weeks		0	0	0	1	1
	Waited 8-12 weeks		0	0	0	0	0
	Waited >12 weeks		0	0	0	0	0
	Average wait from assessment to treatment (days to May 03 - weeks from June 03)		0	1	0.6	4.8	1.3
Number of people with completed assessments waiting for treatment at month end (people)			0	4	10	2	16
III. Time between receipt of referral and the start of radiation treatment		Jan-06					
		Priority A	Priority B	Priority C	Priority D	Total	
Treatments started in current month (people)	Waited < 4 weeks		1	2	9	0	12
	Waited 4-8 weeks		0	0	3	1	4
	Waited 8-12 weeks		0	1	0	0	1
	Waited >12 weeks		0	0	0	0	0
	Total		1	3	12	0	17
Average wait from referral to treatment (weeks)			0	5.8	3.17	7.4	3.51

Notes :

1. The above is in respect of those starting treatment who had an FSA - on average 25% of treatments are retreats
These are not included in the above.
2. A patient may be treated in more than one body area at a time in the above these are counted as 1 patient (unlike section B)
As this patient have have had only one referral to FSA
3. As D categorised patients are in fact protocol and as such the wait is defined through the protocol these can have an effect on the average wait time from referral to treatment figure reported.
4. A priority can change from FSA to Treatment and this can skew the times
5. With low numbers of patients averages can be skewed by single issues
6. January 04 delays in trt start time due to xmas period.
7. Patients maybe delayed between decision to treat and treatment start date for reasons other than resource shortages
Examples can include, awaiting hormone treatment, surgery recover etIII. These are not always identified and in some cases may be included the waiting time and subsequently skew some results. Wherever possible these delays are excluded.

MidCentral DHB Cancer Centre Summary

Priority A (Urgent) Priority B (Curative) Priority C (Palliative and other radical) Priority D (Combined chemotherapy and radiation treatment)

Assessment	I. Numbers waiting for first specialist assessment	Jan-06				
		Priority A	Priority B	Priority C	Priority D	Total
	Assesments completed in current month (number of people)					100
	Average wait from referral to assessment (days)					12.1
	Number of people waiting for assessment at month end (people)					105

Treatment	II. Time between the first specialist assessment and the start of radiation treatment	Jan-06				
		Priority A	Priority B	Priority C	Priority D	Total
	Treatments started in current month (number of people)					
	<i>Waited < 4 weeks</i>	5	9	35	4	53
	<i>Waited 4-8 weeks</i>	0	0	15	6	21
	<i>Waited 8-12 weeks</i>	0	0	0	2	2
	<i>Waited >12 weeks</i>	0	0	0	16	16
	Average wait from assessment to treatment (weeks)	0	3.2	3.1	13	
	Number of people with completed assessments waiting for treatment at month end (people)	0	8	34	40	
Assessment	III. Time between receipt of referral and the start of radiation treatment	Jan-06				
		Priority A	Priority B	Priority C	Priority D	Total
	Treatments started in current month (people)					
	<i>Waited < 4 weeks</i>	5	3	21	3	32
	<i>Waited 4-8 weeks</i>	0	5	21	5	31
	<i>Waited 8-12 weeks</i>	0	1	7	3	11
	<i>Waited >12 weeks</i>	0	0	1	17	18
	Total	5	9	50	28	92
	Average wait from referral to treatment (weeks)	0	4.9	5.1	14.8	

1 Patient domicile DHB = Midcentral

Assessment	I. Numbers waiting for first specialist assessment	Jan-06				
		Priority A	Priority B	Priority C	Priority D	Total
	Assesments completed in current month (number of people)					40

Assessment	Average wait from referral to assessment (days)	12.6
	Number of people waiting for assessment at month end (people)	49

II. Time between the first specialist assessment and		Jan-06				
		Priority A	Priority B	Priority C	Priority D	Total
Treatments started in current month (number of people)	Waited < 4 weeks	3	3	14	2	22
	Waited 4-8 weeks			7	2	9
	Waited 8-12 weeks				1	1
	Waited >12 weeks				4	4
Average wait from assessment to treatment (weeks)		0	3.6	3.1	13.8	
Number of people with completed assessments waiting for treatment at month end (people)						
III. Time between receipt of referral and the start of radiation treatment		Jan-06				
		Priority A	Priority B	Priority C	Priority D	Total
Treatments started in current month (people)	Waited < 4 weeks	3		6	1	10
	Waited 4-8 weeks		3	15	2	20
	Waited 8-12 weeks				1	1
	Waited >12 weeks				5	5
Total		3	3	21	9	36
Average wait from referral to treatment (weeks)		0	4.5	4.4	15	

2 Patient domicile DHB = Hawkes Bay

I. Numbers waiting for first specialist assessment		Jan-06				
		Priority A	Priority B	Priority C	Priority D	Total
Assessments completed in current month (number of people)		25				
Average wait from referral to assessment (days)		13.5				
Number of people waiting for assessment at month end (people)		18				

II. Time between the first specialist assessment and		Jan-06				
		Priority A	Priority B	Priority C	Priority D	Total
Treatments started in current month (number of people)	Waited < 4 weeks	2	2	6		10

Treatment		<i>Waited 4-8 weeks</i>			6	1	7	
		<i>Waited 8-12 weeks</i>					0	
		<i>Waited >12 weeks</i>				5	5	
	Average wait from assessment to treatment (weeks)			0	2.7	3.4	14.1	
	Number of people with completed assessments waiting for treatment at month end (people)							
	III. Time between receipt of referral and the start of radiation treatment		Jan-06					
			Priority A	Priority B	Priority C	Priority D	Total	
	Treatments started in current month (people)	<i>Waited < 4 weeks</i>		2	1	4		7
		<i>Waited 4-8 weeks</i>				3	1	4
		<i>Waited 8-12 weeks</i>			1	4		5
<i>Waited >12 weeks</i>					1	5	6	
	Total		2	2	12	6	22	
Average wait from referral to treatment (weeks)			0	6.6	6.6	16.2		

3 Patient domicile DHB = Taranaki

Assessment	I. Numbers waiting for first specialist assessment		Jan-06				
			Priority A	Priority B	Priority C	Priority D	Total
	Assesments completed in current month (number of people)						13
	Average wait from referral to assessment (days)						12.8
	Number of people waiting for assessment at month end (people)						14

Treatment	II. Time between the first specialist assessment and		Jan-06					
			Priority A	Priority B	Priority C	Priority D	Total	
	Treatments started in current month (number of people)	<i>Waited < 4 weeks</i>			1	5		6
		<i>Waited 4-8 weeks</i>				2	1	3
		<i>Waited 8-12 weeks</i>						0
		<i>Waited >12 weeks</i>					4	4
	Average wait from assessment to treatment (weeks)				1	7	5	
	Number of people with completed assessments waiting for treatment at month end (people)				3.1	3.3	13.2	
	III. Time between receipt of referral and the start of radiation treatment		Jan-06					
			Priority A	Priority B	Priority C	Priority D	Total	
Treatments started in current month (people)	<i>Waited < 4 weeks</i>			1	3		4	

	<i>Waited < 4 weeks</i>				
	<i>Waited 4-8 weeks</i>		3	1	4
	<i>Waited 8-12 weeks</i>		1		1
	<i>Waited >12 weeks</i>			4	4
	Total	1	7	5	13
Average wait from referral to treatment (weeks)		3.7	5.2	16	

4 Patient domicile DHB = Tairāwhiti

Assessment	I. Numbers waiting for first specialist assessment		Jan-06				
			Priority A	Priority B	Priority C	Priority D	Total
	Assesments completed in current month (number of people)						6
	Average wait from referral to assessment (days)						7.3
	Number of people waiting for assessment at month end (people)					8	

Treatment	II. Time between the first specialist assessment and		Jan-06				
			Priority A	Priority B	Priority C	Priority D	Total
	Treatments started in current month (number of people)	<i>Waited < 4 weeks</i>			2		2
		<i>Waited 4-8 weeks</i>					0
		<i>Waited 8-12 weeks</i>				1	1
		<i>Waited >12 weeks</i>				1	1
	Average wait from assessment to treatment (weeks)				0.6	14.5	
		Number of people with completed assessments waiting for treatment at month end (people)					
	III. Time between receipt of referral and the start of radiation treatment		Jan-06				
			Priority A	Priority B	Priority C	Priority D	Total
Treatments started in current month (people)	<i>Waited < 4 weeks</i>			2		2	
	<i>Waited 4-8 weeks</i>					0	
	<i>Waited 8-12 weeks</i>				1	1	
	<i>Waited >12 weeks</i>				1	1	
	Total			2	2	4	
Average wait from referral to treatment (weeks)				1.8	17.1		

5 Patient domicile DHB = Whanganui

Assessment	I. Numbers waiting for first specialist assessment	Jan-06				
		Priority A	Priority B	Priority C	Priority D	Total
	Assesments completed in current month (number of people)					13
	Average wait from referral to assessment (days)					8.6
	Number of people waiting for assessment at month end (people)					12

Treatment	II. Time between the first specialist assessment and	Jan-06					
		Priority A	Priority B	Priority C	Priority D	Total	
	Treatments started in current month (number of people)						
	<i>Waited < 4 weeks</i>			3	4	2	9
	<i>Waited 4-8 weeks</i>						0
	<i>Waited 8-12 weeks</i>						0
	<i>Waited >12 weeks</i>					1	1
	Average wait from assessment to treatment (weeks)			3.3	2.1	11.4	
	Number of people with completed assessments waiting for treatment at month end (people)						
Treatment	III. Time between receipt of referral and the start of radiation treatment	Jan-06					
		Priority A	Priority B	Priority C	Priority D	Total	
	Treatments started in current month (people)						
	<i>Waited < 4 weeks</i>			1	4	2	7
	<i>Waited 4-8 weeks</i>			2			2
	<i>Waited 8-12 weeks</i>						0
	<i>Waited >12 weeks</i>					1	1
	Total			3	4	3	10
	Average wait from referral to treatment (weeks)			4.6	3.8	12.5	

6 Patient domicile DHB = Wairarapa

Assessment	I. Numbers waiting for first specialist assessment	Jan-06				
		Priority A	Priority B	Priority C	Priority D	Total
	Assesments completed in current month (number of people)					2
	Average wait from referral to assessment (days)					17.5
	Number of people waiting for assessment at month end (people)					2

II. Time between the first specialist assessment and	Jan-06				
---	--------	--	--	--	--

		Jan-06				
		Priority A	Priority B	Priority C	Priority D	Total
Treatment	Treatments started in current month (number of people)					
	<i>Waited < 4 weeks</i>			4		4
	<i>Waited 4-8 weeks</i>				2	2
	<i>Waited 8-12 weeks</i>					0
	<i>Waited >12 weeks</i>				1	1
Average wait from assessment to treatment (weeks)			4	3		
Number of people with completed assessments waiting for treatment at month end (people)			4	8.4		
III. Time between receipt of referral and the start of radiation treatment		Jan-06				
		Priority A	Priority B	Priority C	Priority D	Total
Treatments started in current month (people)	<i>Waited < 4 weeks</i>			2		2
	<i>Waited 4-8 weeks</i>				2	2
	<i>Waited 8-12 weeks</i>			2		2
	<i>Waited >12 weeks</i>				1	1
	Total			4	3	7
Average wait from referral to treatment (weeks)						

Capital and Coast Cancer Centre Summary

Priority A (Urgent) Priority B (Curative) Priority C (Palliative and other radical) Priority D (Combined chemotherapy and radiation treatment)

Assessment	I. Numbers waiting for first specialist assessment	Jan-06				
		Priority A	Priority B	Priority C	Priority D	Total
	Assesments completed in current month (number of people)					48
	Average wait from referral to assessment (days)					9
	Number of people waiting for assessment at month end (people)					

	II. Time between the first specialist assessment and	Jan-06				
		Priority A	Priority B	Priority C	Priority D	Total
Treatments started in current month (number of people)	<i>Waited < 4 weeks</i>		2	2	34	38
	<i>Waited 4-8 weeks</i>			2	9	15
	<i>Waited 8-12 weeks</i>				1	1

Treatment	<i>Waited >12 weeks</i>		10	10		
	Average wait from assessment to treatment (weeks)					
	Number of people with completed assessments waiting for treatment at month end (people)					
	III. Time between receipt of referral and the start of radiation treatment		Jan-06			
	Treatments started in current month (people)		Priority A	Priority B	Priority C	Priority D
<i>Waited < 4 weeks</i> <i>Waited 4-8 weeks</i> <i>Waited 8-12 weeks</i> <i>Waited >12 weeks</i> Total		average is 15 days The range is 0 to 37 days				
Average wait from referral to treatment (weeks)						

Patient domicile DHB = Capital Coast

Assessment	I. Numbers waiting for first specialist assessment		Jan-06				
			Priority A	Priority B	Priority C	Priority D	Total
	Assesments completed in current month (number of people)						
	Average wait from referral to assessment (days)						
Number of people waiting for assessment at month end (people)							

Treatment	II. Time between the first specialist assessment and		Jan-06					
			Priority A	Priority B	Priority C	Priority D	Total	
	Treatments started in current month (number of people)			2	0	15	0	17
	<i>Waited < 4 weeks</i>							
	<i>Waited 4-8 weeks</i>				4	2	6	
	<i>Waited 8-12 weeks</i>					0	0	
	<i>Waited >12 weeks</i>					4	4	
	Average wait from assessment to treatment (weeks)							
	Number of people with completed assessments waiting for treatment at month end (people)						0	
	III. Time between receipt of referral and the start of radiation treatment		Jan-06					
		Priority A	Priority B	Priority C	Priority D	Total		
Treatments started in current month (people)						0		
<i>Waited < 4 weeks</i>								

	Waited 4-8 weeks					0
	Waited 8-12 weeks					0
	Waited >12 weeks					0
	Total					0
Average wait from referral to treatment (weeks)			0	0	0	0

1 Patient domicile DHB = Hutt Valley Health

Assessment	I. Numbers waiting for first specialist assessment		Jan-06				
			Priority A	Priority B	Priority C	Priority D	Total
	Assesments completed in current month (number of people)						
	Average wait from referral to assessment (days)						
	Number of people waiting for assessment at month end (people)						

Treatment	II. Time between the first specialist assessment and the start of radiation treatment		Jan-06					
			Priority A	Priority B	Priority C	Priority D	Total	
	Treatments started in current month (number of people)	Waited < 4 weeks		0	1	14	0	15
		Waited 4-8 weeks				3	1	4
		Waited 8-12 weeks					0	0
		Waited >12 weeks					3	3
	Average wait from assessment to treatment (weeks)							
	Number of people with completed assessments waiting for treatment at month end (people)						0	
	III. Time between receipt of referral and the start of radiation treatment		Jan-06					
			Priority A	Priority B	Priority C	Priority D	Total	
Treatments started in current month (people)	Waited < 4 weeks					0		
	Waited 4-8 weeks					0		
	Waited 8-12 weeks					0		
	Waited >12 weeks					0		
	Total		0	0	0	0	0	
Average wait from referral to treatment (weeks)								

2 Patient domicile DHB = Wairarapa

Assessment	I. Numbers waiting for first specialist assessment	Jan-06				
		Priority A	Priority B	Priority C	Priority D	Total
	Assesments completed in current month (number of people)					
	Average wait from referral to assessment (days)					
	Number of people waiting for assessment at month end (people)					

Treatment	II. Time between the first specialist assessment and the start of radiation treatment	Jan-06				
		Priority A	Priority B	Priority C	Priority D	Total
	Treatments started in current month (number of people)					
	<i>Waited < 4 weeks</i>			1	0	1
	<i>Waited 4-8 weeks</i>				1	1
	<i>Waited 8-12 weeks</i>				1	1
	<i>Waited >12 weeks</i>				2	2
	Average wait from assessment to treatment (weeks)					
	Number of people with completed assessments waiting for treatment at month end (people)					0
Treatment	III. Time between receipt of referral and the start of radiation treatment	Jan-06				
		Priority A	Priority B	Priority C	Priority D	Total
	Treatments started in current month (people)					0
	<i>Waited < 4 weeks</i>					0
	<i>Waited 4-8 weeks</i>					0
	<i>Waited 8-12 weeks</i>					0
	<i>Waited >12 weeks</i>					0
	Total	0	0	0	0	0
	Average wait from referral to treatment (weeks)					

3 Patient domicile DHB = Nelson Marlborough

Assessment	I. Numbers waiting for first specialist assessment	Jan-06				
		Priority A	Priority B	Priority C	Priority D	Total
	Assesments completed in current month (number of people)					
	Average wait from referral to assessment (days)					

As:	Number of people waiting for assessment at month end (people)	
-----	---	--

Treatment	II. Time between the first specialist assessment and the start of radiation treatment		Jan-06				
			Priority A	Priority B	Priority C	Priority D	Total
	Treatments started in current month (number of people)	<i>Waited < 4 weeks</i>			5		5
		<i>Waited 4-8 weeks</i>			2		2
		<i>Waited 8-12 weeks</i>					0
		<i>Waited >12 weeks</i>				1	1
	Average wait from assessment to treatment (weeks)						
	Number of people with completed assessments waiting for treatment at month end (people)						0
	III. Time between receipt of referral and the start of radiation treatment		Jan-06				
			Priority A	Priority B	Priority C	Priority D	Total
Treatments started in current month (people)	<i>Waited < 4 weeks</i>					0	
	<i>Waited 4-8 weeks</i>					0	
	<i>Waited 8-12 weeks</i>					0	
	<i>Waited >12 weeks</i>					0	
	Total	0	0	0	0	0	
Average wait from referral to treatment (weeks)							

Canterbury DHB Cancer Centre Summary

Priority A (Urgent) Priority B (Curative) Priority C (Palliative and other radical) Priority D (Combined chemotherapy and radiation treatment)

I. Numbers waiting for first specialist assessment	Jan-06
---	--------

Assessment		Priority A	Priority B	Priority C	Priority D	Total
		Assesments completed in current month (number of people)				
Average wait from referral to assessment (days)						
Number of people waiting for assessment at month end (people)						51

Treatment	II. Time between the first specialist assessment and the start of radiation treatment (includes all referrals for radiation treatment, not just from FSA).		Jan-06				
			Priority A	Priority B	Priority C	Priority D	Total
Treatments started in current month (number of people)	Waited < 4 weeks		6	12	51	0	69
	Waited 4-8 weeks		0	11	35	4	50
	Waited 8-12 weeks		0	1	7	6	14
	Waited >12 weeks		0	2	2	7	11
Average wait from assessment to treatment (weeks)							
Number of people with completed assessments waiting for treatment at month end (people)			0	18	62	42	122
Treatment	III. Time between receipt of referral and the start of radiation treatment		Jan-06				
			Priority A	Priority B	Priority C	Priority D	Total
Treatments started in current month (people)	Waited < 4 weeks						
	Waited 4-8 weeks						
	Waited 8-12 weeks						
	Waited >12 weeks						
Average wait from referral to treatment (weeks)	Total						

1 Patient domicile DHB = Canterbury

Assessment	A. Numbers waiting for first specialist assessment		Jan-06				
			Priority A	Priority B	Priority C	Priority D	Total
Assesments completed in current month (number of people)							
Average wait from referral to assessment (days)							
Number of people waiting for assessment at month end (people)							

Treatment	B. Time between the first specialist assessment and the start of radiation treatment (includes all referrals for radiation treatment, not just from FSA).		Jan-06				
			Priority A	Priority B	Priority C	Priority D	Total
	Treatments started in current month (number of people)	Waited < 4 weeks	6	8	34	0	48
		Waited 4-8 weeks	0	6	26	4	36
		Waited 8-12 weeks	0	1	5	2	8
		Waited >12 weeks	0	2	0	6	8
	Average wait from assessment to treatment (weeks)		0	4.8	4.2	15.7	
	Number of people with completed assessments waiting for treatment at month end (people)		0	15	46	28	89
	C. Time between receipt of referral and the start of radiation treatment		Jan-06				
			Priority A	Priority B	Priority C	Priority D	Total
Treatments started in current month (people)	Waited < 4 weeks					0	
	Waited 4-8 weeks					0	
	Waited 8-12 weeks					0	
	Waited >12 weeks					0	
Average wait from referral to treatment (weeks)		0	0	0	0	0	

2 Patient domicile DHB = Nelson Marlborough

Assessment	A. Numbers waiting for first specialist assessment		Jan-06				
			Priority A	Priority B	Priority C	Priority D	Total
	Assesments completed in current month (number of people)						
	Average wait from referral to assessment (days)						
Number of people waiting for assessment at month end (people)							

	B. Time between the first specialist assessment and the start of radiation treatment (includes all referrals for radiation treatment, not just from FSA).		Jan-06				
			Priority A	Priority B	Priority C	Priority D	Total
	Treatments started in current month (number of people)	Waited < 4 weeks	0	3	8	0	11
		Waited 4-8 weeks	0	3	6	0	9
		Waited 8-12 weeks	0	0	0	2	2
	Waited >12 weeks	0	0	2	0	2	

Treatment	Average wait from assessment to treatment (weeks)		0	4	5.6	11	
	Number of people with completed assessments waiting for treatment at month end (people)		0	0	8	9	17
		Jan-06					
C. Time between receipt of referral and the start of radiation treatment							
		Priority A	Priority B	Priority C	Priority D	Total	
Treatment	Treatments started in current month (people)	<i>Waited < 4 weeks</i>					0
		<i>Waited 4-8 weeks</i>					0
		<i>Waited 8-12 weeks</i>					0
		<i>Waited >12 weeks</i>					0
		Total		0	0	0	0
Average wait from referral to treatment (weeks)							

3 Patient domicile DHB = South Canterbury

Assessment	A. Numbers waiting for first specialist assessment		Jan-06				
			Priority A	Priority B	Priority C	Priority D	Total
	Assesments completed in current month (number of people)						
	Average wait from referral to assessment (days)						
Number of people waiting for assessment at month end (people)							

Treatment	B. Time between the first specialist assessment and the start of radiation treatment (includes all referrals for radiation treatment, not just from FSA).		Jan-06					
			Priority A	Priority B	Priority C	Priority D	Total	
	Treatments started in current month (number of people)	<i>Waited < 4 weeks</i>		0	1	5	0	6
		<i>Waited 4-8 weeks</i>		0	2	1	0	3
		<i>Waited 8-12 weeks</i>		0	0	2	2	4
		<i>Waited >12 weeks</i>		0	0	0	0	0
	Average wait from assessment to treatment (weeks)		0	4.8	4.7	11.3		
	Number of people with completed assessments waiting for treatment at month end (people)		0	2	4	1	7	
			Jan-06					
	C. Time between receipt of referral and the start of radiation treatment							
		Priority A	Priority B	Priority C	Priority D	Total		
Treatment	Treatments started in current month (people)	<i>Waited < 4 weeks</i>				0		
		<i>Waited 4-8 weeks</i>				0		

	Waited 8-12 weeks								0
	Waited >12 weeks								0
	Total					0	0	0	0
Average wait from referral to treatment (weeks)									

4 Patient domicile DHB = West Coast

Assessment	A. Numbers waiting for first specialist assessment		Jan-06				
			Priority A	Priority B	Priority C	Priority D	Total
	Assesments completed in current month (number of people)						
	Average wait from referral to assessment (days)						
	Number of people waiting for assessment at month end (people)						

Treatment	B. Time between the first specialist assessment and the start of radiation treatment (includes all referrals for radiation treatment, not just from FSA).		Jan-06				
			Priority A	Priority B	Priority C	Priority D	Total
	Treatments started in current month (number of people)	Waited < 4 weeks	0	0	3	0	3
		Waited 4-8 weeks	0	0	2	0	2
		Waited 8-12 weeks	0	0	0	0	0
		Waited >12 weeks	0	0	0	1	1
	Average wait from assessment to treatment (weeks)		0	0	3.1	12.1	
	Number of people with completed assessments waiting for treatment at month end (people)		0	1	2	4	7
	C. Time between receipt of referral and the start of radiation treatment		Jan-06				
			Priority A	Priority B	Priority C	Priority D	Total
Treatments started in current month (people)	Waited < 4 weeks					0	
	Waited 4-8 weeks					0	
	Waited 8-12 weeks					0	
	Waited >12 weeks					0	
	Total		0	0	0	0	0
Average wait from referral to treatment (weeks)							

5 Patient domicile DHB = Otago

Assessment	A. Numbers waiting for first specialist assessment (includes both Medical and Radiation Oncology)	Jan-06				
		Priority A	Priority B	Priority C	Priority D	Total
	Assesments completed in current month (number of people)					
	Average wait from referral to assessment (days)					
	Number of people waiting for assessment at month end (people)					

Treatment	B. Time between the first specialist assessment and the start of radiation treatment	Jan-06				
		Priority A	Priority B	Priority C	Priority D	Total
	Treatments started in current month (number of people)					
	<i>Waited < 4 weeks</i>	0	0	1	0	1
	<i>Waited 4-8 weeks</i>	0	0	0	0	0
	<i>Waited 8-12 weeks</i>	0	0	0	0	0
	<i>Waited >12 weeks</i>	0	0	0	0	0
	Average wait from assessment to treatment (weeks)	0	0	1.7	0	
	Number of people with completed assessments waiting for treatment at month end (people)	0	0	0	0	
C. Time between receipt of referral and the start of radiation treatment	Jan-06					
	Priority A	Priority B	Priority C	Priority D	Total	
Treatments started in current month (people)					0	
<i>Waited < 4 weeks</i>					0	
<i>Waited 4-8 weeks</i>					0	
<i>Waited 8-12 weeks</i>					0	
<i>Waited >12 weeks</i>					0	
Total	0	0	0	0	0	
Average wait from referral to treatment (weeks)						

Otago Cancer Centre Summary

Priority A (Urgent) Priority B (Curative) Priority C (Palliative and other radical) Priority D (Combined chemotherapy and radiation treatment)

Assessment	I. Numbers waiting for first specialist assessment	Jan-06				
		Priority A	Priority B	Priority C	Priority D	Total
	Assesments completed in current month (number of people)					

Asses	Average wait from referral to assessment (days based on 7 day week)	0	18	13	27
	Number of people waiting for assessment at month end (people)				

Treatment	II. Time between the first specialist assessment and the start of radiation treatment		Jan-06				
			Priority A	Priority B	Priority C	Priority D	Total
	Treatments started in current month (number of people)	Waited < 4 weeks	1	0	41	1	43
		Waited 4-8 weeks	0	2	15	1	18
		Waited 8-12 weeks	0	0	5	2	7
		Waited >12 weeks	0	0	0	5	5
	Average wait from assessment to treatment (weeks)		0	5	3.71	15	
	Number of people with completed assessments waiting for treatment at month end (people)		0	1	35	18	54
	III. Time between receipt of referral and the start of radiation treatment		Jan-06				
			Priority A	Priority B	Priority C	Priority D	Total
Treatments started in current month (people)	Waited < 4 weeks	1	0	27	0	28	
	Waited 4-8 weeks	0	1	21	1	23	
	Waited 8-12 weeks	0	1	9	2	12	
	Waited >12 weeks	0	0	4	6	10	
	Total	1	2	61	9	73	
Average wait from referral to treatment (weeks)		0	7.57	5.57	18.86		

1 Patient domicile DHB = Otago

Assessment	I. Numbers waiting for first specialist assessment		Jan-06				
			Priority A	Priority B	Priority C	Priority D	Total
	Assesments completed in current month (number of people)						
	Average wait from referral to assessment (days)		0	18	14	36	
	Number of people waiting for assessment at month end (people)						

II. Time between the first specialist assessment and the start of radiation treatment		Jan-06				
--	--	--------	--	--	--	--

		Jan-06				
		Priority A	Priority B	Priority C	Priority D	Total
Treatment	Treatments started in current month (number of people)	0	0	29	1	30
	<i>Waited < 4 weeks</i>	0	2	8	0	10
	<i>Waited 4-8 weeks</i>	0	0	5	2	7
	<i>Waited 8-12 weeks</i>	0	0	0	3	3
	<i>Waited >12 weeks</i>	0	3.29	2.71	20.71	50
Average wait from assessment to treatment (weeks)	0	0	23	14	37	
III. Time between receipt of referral and the start of radiation treatment		Jan-06				
		Priority A	Priority B	Priority C	Priority D	Total
Assessment	Treatments started in current month (people)	0	0	16	0	16
	<i>Waited < 4 weeks</i>	0	1	17	0	18
	<i>Waited 4-8 weeks</i>	0	1	6	2	9
	<i>Waited 8-12 weeks</i>	0	0	3	4	7
	<i>Waited >12 weeks</i>	0	2	42	6	50
Average wait from referral to treatment (weeks)	0	7.57	5.57	21.29		

2 Patient domicile DHB = Southland

		Jan-06				
		Priority A	Priority B	Priority C	Priority D	Total
Assessment	I. Numbers waiting for first specialist assessment					
	Assesments completed in current month (number of people)					
	Average wait from referral to assessment (days)	0	0	11	6	
	Number of people waiting for assessment at month end (people)					

		Jan-06				
		Priority A	Priority B	Priority C	Priority D	Total
Treatment	II. Time between the first specialist assessment and the start of radiation treatment					
	Treatments started in current month (number of people)	1	0	12	0	13
	<i>Waited < 4 weeks</i>	0	0	6	1	7
	<i>Waited 4-8 weeks</i>	0	0	0	0	0
	<i>Waited 8-12 weeks</i>	0	0	0	2	2
Average wait from assessment to treatment (weeks)	0	0	3.71	13		
Number of people with completed assessments waiting for treatment at month end (people)	0	1	12	4	17	

Treatment	III. Time between receipt of referral and the start of radiation treatment		Jan-06				
			Priority A	Priority B	Priority C	Priority D	Total
	Treatments started in current month (people)	Waited < 4 weeks	1	0	11	0	12
		Waited 4-8 weeks	0	0	4	1	5
		Waited 8-12 weeks	0	0	2	0	2
		Waited >12 weeks	0	0	1	2	3
		Total	1	0	18	3	22
Average wait from referral to treatment (weeks)		0	0	5.29	13.86		

3 Patient domicile DHB = Canterbury

Assessment	I. Numbers waiting for first specialist assessment		Jan-06				
			Priority A	Priority B	Priority C	Priority D	Total
	Assesments completed in current month (number of people)						
	Average wait from referral to assessment (days)		0	0	7	0	
Number of people waiting for assessment at month end (people)							

Treatment	II. Time between the first specialist assessment and the start of radiation treatment		Jan-06				
			Priority A	Priority B	Priority C	Priority D	Total
	Treatments started in current month (number of people)	Waited < 4 weeks	0	0	0	0	0
		Waited 4-8 weeks	0	0	1	0	1
		Waited 8-12 weeks	0	0	0	0	0
		Waited >12 weeks	0	0	0	0	0
	Average wait from assessment to treatment (weeks)		0	0	7.43	0	
	Number of people with completed assessments waiting for treatment at month end (people)		0	0	0	0	0
	III. Time between receipt of referral and the start of radiation treatment		Jan-06				
			Priority A	Priority B	Priority C	Priority D	Total
Treatments started in current month (people)	Waited < 4 weeks	0	0	0	0	0	
	Waited 4-8 weeks	0	0	0	0	0	
	Waited 8-12 weeks	0	0	1	0	1	
	Waited >12 weeks	0	0	0	0	0	

	<i>Total</i>	0	0	0	0	0
Average wait from referral to treatment (weeks)		0	0	8.43	0	