

KEY

	National Summary
	Cancer Centre Summary

Monthly reporting of oncology megavoltage radiation waiting times June 2007

National Summary

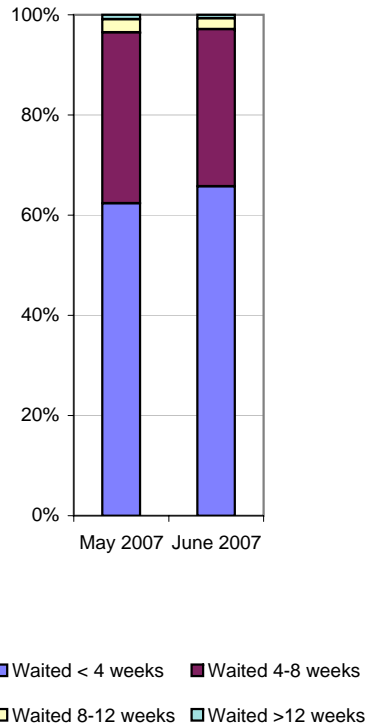
Priority A (Urgent) Priority B (Curative) Priority C (Palliative and other radical) Priority D (Combined chemotherapy and radiation treatment)

Time between the first specialist assessment and the start of radiation		Jun-07				
		Priority A	Priority B	Priority C	Priority D	Total
Treatments started in current month (number of people)	Waited < 4 weeks	41	48	299	19	407
	Waited 4-8 weeks	0	42	143	29	214
	Waited 8-12 weeks	0	1	12	8	21
	Waited >12 weeks	0	1	3	57	61
TOTAL		41	92	457	113	703
Number of people with completed assessments waiting for treatment at month end(people)						881

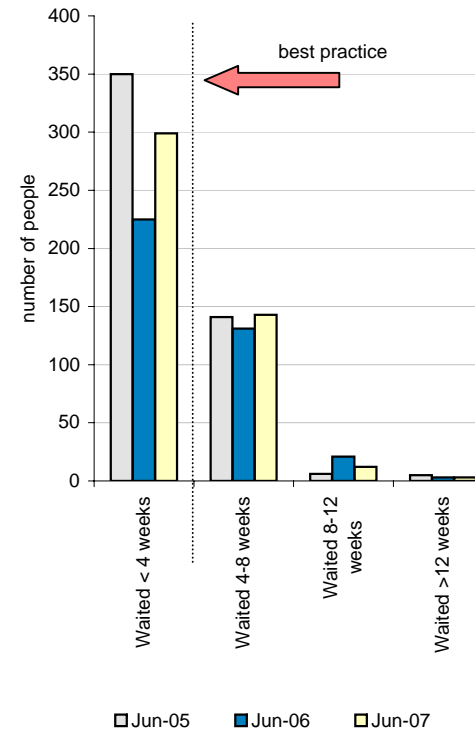
* **Priority C patients** - waiting time information for priority C patients provides the best trend information to determine whether there are emerging problems.

Priority C excludes urgent patients and Priority Ds (combined treatment) and are therefore the category most impacted by any delays

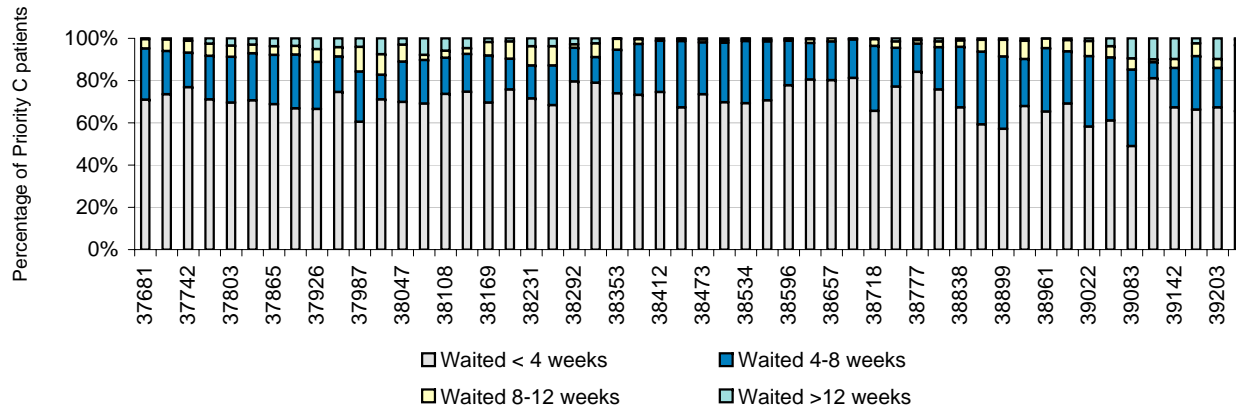
National waiting times for megavoltage radiation treatment Time between first specialist assessment and radiation treatment for patients in priority categories A, B and C



National waiting times for megavoltage radiation treatment 2004- 2006 Time between first specialist assessment and radiation treatment Priority C patients



National waiting times for megavoltage radiation treatment
Time between first specialist assessment and radiation treatment Priority C patients



Note: data for Oct-Dec 2006 excludes Otago cancer centre

Auckland DHB Cancer Center Summary

Priority A (Urgent) Priority B (Curative) Priority C (Palliative and other radical) Priority D (Combined chemotherapy and radiation treatment)

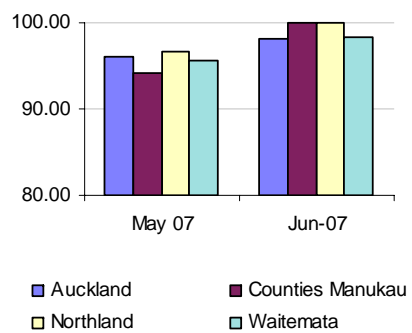
Assessment	A. Numbers waiting for first specialist assessment	Jun-07				
		Priority A	Priority B	Priority C	Priority D	Total
	Assesments completed in current month (number of people)	10	115	63		188
	Average wait from referral to assessment (days)	3.02	10.69	14.28		11.49
	Number of people waiting for assessment at month end (people)		40	51		91

Treatment	B. Time between the first specialist assessment and the start of radiation treatment	Jun-07				
		Priority A	Priority B	Priority C	Priority D	Total
	Treatments started in current month (number of people)					
	<i>Waited < 4 weeks</i>	18	4	93	3	118
	<i>Waited 4-8 weeks</i>		12	48	14	74
	<i>Waited 8-12 weeks</i>			1	4	5
	<i>Waited >12 weeks</i>			1	28	29
	Average wait from assessment to treatment (weeks)	0.01	4.79		15.93	5.98
	Number of people with completed assessments waiting for treatment at month end (people)	2	19	147	127	295

Treatment	C. Time between receipt of referral and the start of radiation treatment	Jun-07				
		Priority A	Priority B	Priority C	Priority D	Total
	Treatments started in current month (people)					
	<i>Waited < 4 weeks</i>	17	4	94	4	119
	<i>Waited 4-8 weeks</i>		12	47	12	71
	<i>Waited 8-12 weeks</i>			1	5	6
	<i>Waited >12 weeks</i>	1		1	28	30
	Total	18	16	143	49	226
	Average wait from referral to treatment (weeks)	3.82	4.47		17.22	6.57

Auckland Cancer Centre - wait times by DHB of domicile

Percentage of patients in priority categories A,B and C waiting less than 8 weeks between first specialist assessment and radiation oncology treatment



Waikato DHB Cancer Center Summary

Priority A (Urgent) Priority B (Curative) Priority C (Palliative and other radical) Priority D (Combined chemotherapy and radiation treatment)

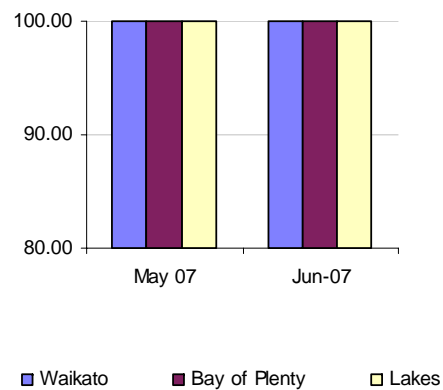
Assessment	A. Numbers waiting for first specialist assessment	Jun-07				
		Priority A	Priority B	Priority C	Priority D	Total
	Assesments completed in current month (number of people)	10	29	72	19	130
	Average wait from referral to assessment (days)	1	8	19	64	20
	Number of people waiting for assessment at month end (people)	0	35	98	22	155

Treatment	B. Time between the first specialist assessment and the start of radiation treatment	Jun-07				
		Priority A	Priority B	Priority C	Priority D	Total
	Treatments started in current month (number of people)					
	<i>Waited < 4 weeks</i>	10	19	67	15	111
	<i>Waited 4-8 weeks</i>	0	0	1	1	2
	<i>Waited 8-12 weeks</i>	0	0	0	0	0
	<i>Waited >12 weeks</i>	0	0	0	0	0
	Average wait from assessment to treatment (weeks)	0.02	1.7	1.7	2.1	1.6
	Number of people with completed assessments waiting for treatment at month end (people)	0	6	45	10	61

Treatment	C. Time between receipt of referral and the start of radiation treatment	Jun-07				
		Priority A	Priority B	Priority C	Priority D	Total
	Treatments started in current month (people)					
	<i>Waited < 4 weeks</i>	4	13	21	2	40
	<i>Waited 4-8 weeks</i>	0	4	19	8	31
	<i>Waited 8-12 weeks</i>	0	0	10	0	10
	<i>Waited >12 weeks</i>	0	0	2	5	7
	Total	4	17	52	13	88
	Average wait from referral to treatment (weeks)	0.25	2.99	5.5	9.28	5.42

Waikato Cancer Centre - wait times by DHB of domicile

Percentage of patients in priority categories A,B and C waiting less than 8 weeks between first specialist assessment and radiation oncology treatment



MidCentral DHB Cancer Centre Summary

Priority A (Urgent) Priority B (Curative) Priority C (Palliative and other radical) Priority D (Combined chemotherapy and radiation treatment)

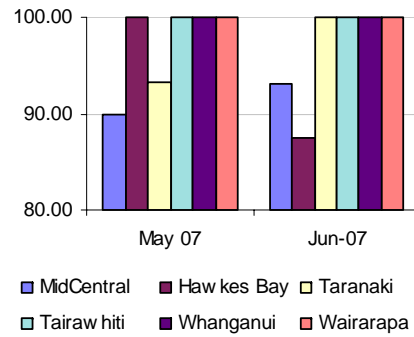
Assessment	I. Numbers waiting for first specialist assessment				
	Jun-07				
	Priority A	Priority B	Priority C	Priority D	Total
Assesments completed in current month (number of people)					97
Average wait from referral to assessment (days)					15
Number of people waiting for assessment at month end (people)					111

Treatment	II. Time between the first specialist assessment and the start of radiation treatment					
	Jun-07					
	Priority A	Priority B	Priority C	Priority D	Total	
Treatments started in current month (number of people)	Waited < 4 weeks	5	3	27	0	35
	Waited 4-8 weeks	0	6	22	5	33
	Waited 8-12 weeks	0	0	3	0	3
	Waited >12 weeks	0	1	0	11	12
Average wait from assessment to treatment (weeks)	0	5.1	4	19.8		
Number of people with completed assessments waiting for treatment at month end (people)	0	13	73	62	148	

Treatment	III. Time between receipt of referral and the start of radiation treatment					
	Jun-07					
	Priority A	Priority B	Priority C	Priority D	Total	
Treatments started in current month (people)	Waited < 4 weeks	5	1	15	0	21
	Waited 4-8 weeks	0	5	27	4	36
	Waited 8-12 weeks	0	3	6	1	10
	Waited >12 weeks	0	1	4	11	16
	5	10	52	16	83	
Average wait from referral to treatment (weeks)	0	8	6.3	21.7	36	

MidCentral Cancer Centre - wait times by DHB of domicile

Percentage of patients in priority categories A,B and C waiting less than 8 weeks between first specialist assessment and radiation oncology treatment



Capital and Coast Cancer Centre Summary

Priority A (Urgent) Priority B (Curative) Priority C (Palliative and other radical) Priority D (Combined chemotherapy and radiation treatment)

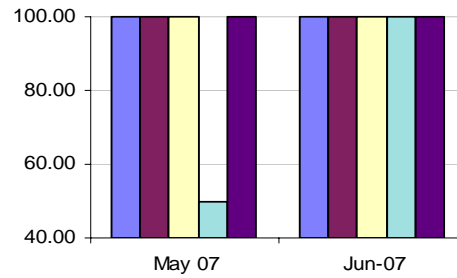
Assessment	I. Numbers waiting for first specialist assessment	Jun-07				
		Priority A	Priority B	Priority C	Priority D	Total
	Assesments completed in current month (number of people)					57
	Average wait from referral to assessment (days)					
	Number of people waiting for assessment at month end (people)					8

Treatment	II. Time between the first specialist assessment and the start of radiation treatment	Jun-07				
		Priority A	Priority B	Priority C	Priority D	Total
	Treatments started in current month (number of people)					
	<i>Waited < 4 weeks</i>	4	9	42	1	56
	<i>Waited 4-8 weeks</i>			10	3	13
	<i>Waited 8-12 weeks</i>				1	1
<i>Waited >12 weeks</i>				8	8	
	Average wait from assessment to treatment (weeks)					
	Number of people with completed assessments waiting for treatment at month end (people)	39234	0	0	0	126

Treatment	III. Time between receipt of referral and the start of radiation treatment	Jun-07				
		Priority A	Priority B	Priority C	Priority D	Total
	Treatments started in current month (people)					
	<i>Waited < 4 weeks</i>					
<i>Waited 4-8 weeks</i>						
<i>Waited 8-12 weeks</i>						
<i>Waited >12 weeks</i>						
Total						
	Average wait from referral to treatment (weeks)					
		average is 16 days The range is 2 to 40 days				

Capital Coast Cancer Centre - wait times by DHB of domicile

Percentage of patients in priority categories
A,B and C waiting less than 8 weeks
between first specialist assessment and
radiation oncology treatment



■ Capital & Coast

■ Hutt Valley Health

■ Wairarapa

■ Nelson Marlborough* 4 patients seen - of these 2 waited > 8 weeks

■ Hawkes Bay

Canterbury DHB Cancer Centre Summary

Priority A (Urgent) Priority B (Curative) Priority C (Palliative and other radical) Priority D (Combined chemotherapy and radiation treatment)

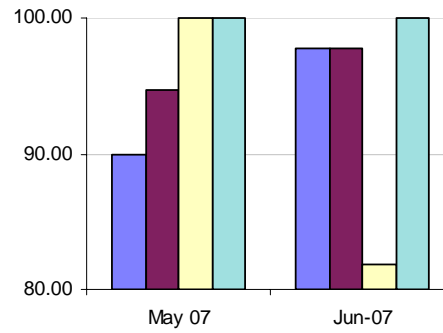
Assessment	I. Numbers waiting for first specialist assessment (includes both Medical and	Jun-07				
		Priority A	Priority B	Priority C	Priority D	Total
	Assesments completed in current month (number of people)					84
	Average wait from referral to assessment (days)					
	Number of people waiting for assessment at month end (people)					89

Treatment	II. Time between the first specialist assessment and the start of radiation treatment (includes all referrals for radiation treatment, not just from FSA).	Jun-07				
		Priority A	Priority B	Priority C	Priority D	Total
	Treatments started in current month (number of people)					
	<i>Waited < 4 weeks</i>	3	11	53	1	68
	<i>Waited 4-8 weeks</i>	0	19	36	4	59
	<i>Waited 8-12 weeks</i>	0	1	3	6	10
	Average wait from assessment to treatment (weeks)					
	Number of people with completed assessments waiting for treatment at month end (people)	0	26	75	72	173

Treatment	III. Time between receipt of referral and the start of radiation treatment	Jun-07				
		Priority A	Priority B	Priority C	Priority D	Total
	Treatments started in current month (people)					
	<i>Waited < 4 weeks</i>					
	<i>Waited 4-8 weeks</i>					
	Average wait from referral to treatment (weeks)					

Canterbury Cancer Centre - wait times by DHB of domicile

Percentage of patients in priority categories
A,B and C waiting less than 8 weeks
between first specialist assessment and
radiation oncology treatment



■ Canterbury ■ Nelson Marlborough
■ South Canterbury ■ West Coast

Otago Cancer Centre Summary

Priority A (Urgent) Priority B (Curative) Priority C (Palliative and other radical) Priority D (Combined chemotherapy and radiation treatment)

Assessment	I. Numbers waiting for first specialist assessment	Jun-07				
		Priority A	Priority B	Priority C	Priority D	Total
	Assesments completed in current month (number of people)	1	9	52	3	65
	Average wait from referral to assessment (days based on 7 day week)	15	12	17	23	
	Number of people waiting for assessment at month end (people)					

Treatment	II. Time between the first specialist assessment and the start of radiation treatment	Jun-07				
		Priority A	Priority B	Priority C	Priority D	Total
	Treatments started in current month (number of people)					
	<i>Waited < 4 weeks</i>	1	7	23	0	31
	<i>Waited 4-8 weeks</i>	0	3	27	0	30
	<i>Waited 8-12 weeks</i>	0	0	1	1	2
	<i>Waited >12 weeks</i>	0	0	0	2	2
	Average wait from assessment to treatment (weeks)	0	3.86	4.43	17	65
	Number of people with completed assessments waiting for treatment at month end (people)	0	5	36	17	58

Treatment	III. Time between receipt of referral and the start of radiation treatment	Jun-07				
		Priority A	Priority B	Priority C	Priority D	Total
	Treatments started in current month (people)					
	<i>Waited < 4 weeks</i>	1	2	18	0	21
	<i>Waited 4-8 weeks</i>	0	6	14	0	20
	<i>Waited 8-12 weeks</i>	0	2	14	1	17
	<i>Waited >12 weeks</i>	0	0	5	2	7
	Total	1	10	51	3	65
	Average wait from referral to treatment (weeks)	2.14	5.57	6.86	20.29	

Otago Cancer Centre - wait times by DHB of domicile

Percentage of patients in priority categories A,B and C waiting less than 8 weeks between first specialist assessment and radiation oncology treatment

