

KEY

	National Summary
	Cancer Centre Summary
	DHB summary

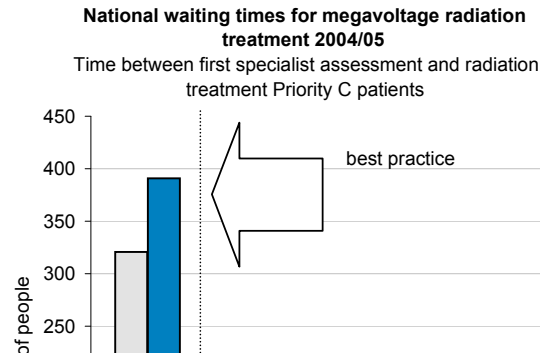
Monthly reporting of oncology megavoltage radiation waiting times August 2005

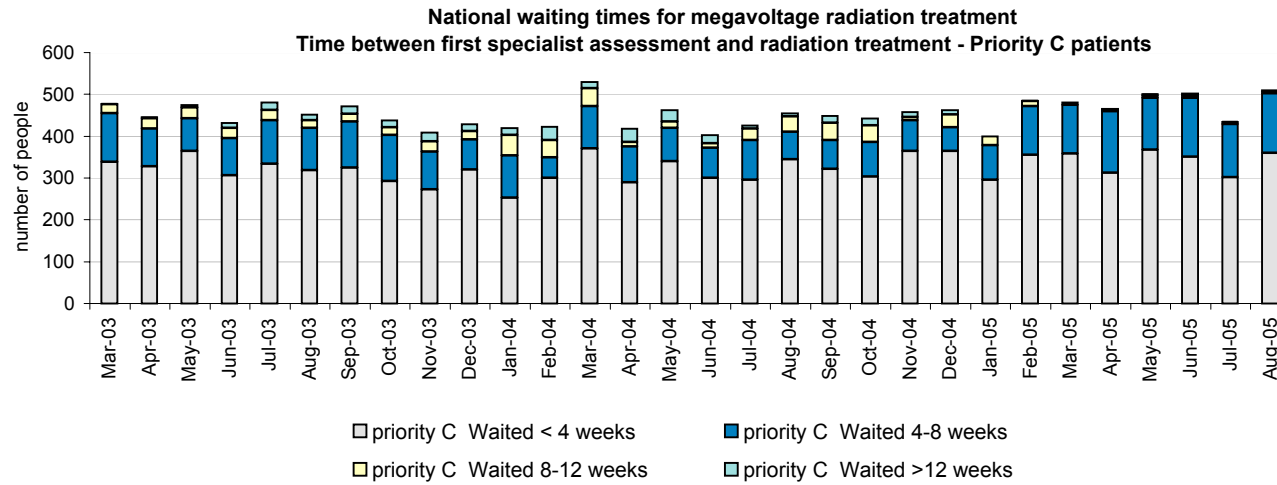
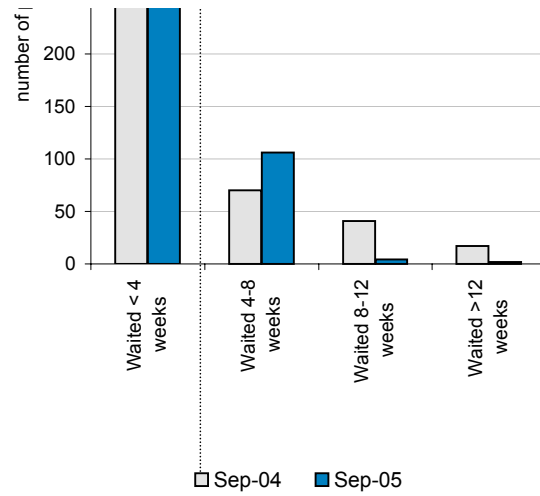
National Summary

Priority A (Urgent) Priority B (Curative) Priority C (Palliative and other radical) Priority D (Combined chemotherapy and radiation treatment)

Time between the first specialist assessment and the start of radiation treatment		Aug-05				
		Priority A	Priority B	Priority C	Priority D	Total
Treatments started in current month (number of people)	Waited < 4 weeks	51	51	308	17	427
	Waited 4-8 weeks	0	30	136	19	185
	Waited 8-12 weeks	0	1	3	5	9
	Waited >12 weeks	1	0	4	34	39
	TOTAL	52	82	451	75	660
Number of people with completed assessments waiting for treatment at month end (people)						443

* **Priority C patients** - waiting time information for priority C patients provides the best trend information to determine whether there are emerging problems. Priority C excludes urgent patients and Priority Ds (combined treatment) and are therefore the category most impacted by any delays





Auckland DHB Cancer Center Summary

Priority A (Urgent) Priority B (Curative) Priority C (Palliative and other radical) Priority D (Combined chemotherapy and radiation treatment)

Assessment	A. Numbers waiting for first specialist assessment	Aug-05				
		Priority A	Priority B	Priority C	Priority D	Total
	Assessments completed in current month (number of people)	32	116	57	0	205
	Average wait from referral to assessment (days)	1.68	10.52	14.68	0	10.3
	Number of people waiting for assessment at month end (people)	1	51	28	0	80

Treatment	B. Time between the first specialist assessment and the start of radiation treatment	Aug-05				
		Priority A	Priority B	Priority C	Priority D	Total
	Treatments started in current month (number of people)	31	5	92	3	131
	<i>Waited < 4 weeks</i>					
	<i>Waited 4-8 weeks</i>		12	68	8	88
	<i>Waited 8-12 weeks</i>			1		1
	<i>Waited >12 weeks</i>	1		2	15	18
	Average wait from assessment to treatment (weeks)	0.51	3.6		14.16	4.06
	Number of people with completed assessments waiting for treatment at month end (people)	1	11	86	39	137

Treatment	C. Time between receipt of referral and the start of radiation treatment	Aug-05				
		Priority A	Priority B	Priority C	Priority D	Total
	Treatments started in current month (people)	26	8	95	6	135
	<i>Waited < 4 weeks</i>					
	<i>Waited 4-8 weeks</i>	1	4	37	3	45
	<i>Waited 8-12 weeks</i>		2	9		11
	<i>Waited >12 weeks</i>	5	3	22	17	47
	Total	32	17	163	26	238
	Average wait from referral to treatment (weeks)	5.86	6.47		15.74	8.25

1 Patient domicile DHB = Auckland

Assessment	A. Numbers waiting for first specialist assessment	Aug-05				
		Priority A	Priority B	Priority C	Priority D	Total
	Assessments completed in current month (number of people)					
	Average wait from referral to assessment (days)	3.81	11.81	11.83	0	10.53
	Number of people waiting for assessment at month end (people)	0	9	9	0	18

Treatment	B. Time between the first specialist assessment and the start of radiation treatment	Aug-05				
		Priority A	Priority B	Priority C	Priority D	Total
	Treatments started in current month (number of people)	5	2	24	1	32
	<i>Waited < 4 weeks</i>					
	<i>Waited 4-8 weeks</i>			17	2	19
	<i>Waited 8-12 weeks</i>			1		1

Treatment		<i>Waited >12 weeks</i>	1	1	4	6	
	Average wait from assessment to treatment(weeks)		2.29	0.064	15.06	4.72	
	Number of people with completed assessments waiting for treatment at month end(people)		1	4	20	13	38
	C. Time between receipt of referral and the start of radiation treatment		Aug-05				
		Priority A	Priority B	Priority C	Priority D	Total	
Treatments started in current month (people)	<i>Waited < 4 weeks</i>	3	2	27	3	35	
	<i>Waited 4-8 weeks</i>	1		9		10	
	<i>Waited 8-12 weeks</i>			3		3	
	<i>Waited >12 weeks</i>	2		4	4	10	
	Total	6	2	43	7	58	
Average wait from referral to treatment(weeks)		6.1	0.64	14.98		6.06	

2 Patient domicile DHB = Counties Manukau

Assessment	A. Numbers waiting for first specialist assessment		Aug-05				
			Priority A	Priority B	Priority C	Priority D	Total
	Assesments completed in current month (number of people)						
	Average wait from referral to assessment(days)		0.83	13.75	18.29	0	13.33
Number of people waiting for assessment at month end(people)		0	16	6	0	22	

Treatment	B. Time between the first specialist assessment and the start of radiation treatment		Aug-05				
			Priority A	Priority B	Priority C	Priority D	Total
	Treatments started in current month (number of people)	<i>Waited < 4 weeks</i>	12	3	23	1	39
		<i>Waited 4-8 weeks</i>		8	17		25
		<i>Waited 8-12 weeks</i>					0
		<i>Waited >12 weeks</i>			1	2	3
	Average wait from assessment to treatment(weeks)		0.02	3.84		15.86	3.34
	Number of people with completed assessments waiting for treatment at month end(people)			2	30	12	44
	C. Time between receipt of referral and the start of radiation treatment		Aug-05				
			Priority A	Priority B	Priority C	Priority D	Total
	Treatments started in current month (people)	<i>Waited < 4 weeks</i>	10	6	29	1	46
		<i>Waited 4-8 weeks</i>		3	7		10
		<i>Waited 8-12 weeks</i>			1		1
		<i>Waited >12 weeks</i>	2	2	4	2	10
	Total	12	11	41	3	67	
Average wait from referral to treatment(weeks)		8	6.12		15.81	7.12	

3 Patient domicile DHB = Hawke's Bay

Assessment	A. Numbers waiting for first specialist assessment		Aug-05				
			Priority A	Priority B	Priority C	Priority D	Total
	Assesments completed in current month (number of people)						
	Average wait from referral to assessment (days)				1.38		
	Number of people waiting for assessment at month end (people)						

Treatment	B. Time between the first specialist assessment and the start of radiation treatment		Aug-05				
			Priority A	Priority B	Priority C	Priority D	Total
	Treatments started in current month (number of people)	Waited < 4 weeks					0
		Waited 4-8 weeks					0
		Waited 8-12 weeks					0
		Waited >12 weeks					0
	Average wait from assessment to treatment (weeks)						
	Number of people with completed assessments waiting for treatment at month end (people)						
Treatment	C. Time between receipt of referral and the start of radiation treatment		Aug-05				
			Priority A	Priority B	Priority C	Priority D	Total
	Treatments started in current month (people)	Waited < 4 weeks					0
		Waited 4-8 weeks					0
		Waited 8-12 weeks					0
		Waited >12 weeks					0
		Total	0	0	0	0	0
	Average wait from referral to treatment (weeks)						

4 Patient domicile DHB = Northland

Assessment	A. Numbers waiting for first specialist assessment		Aug-05				
			Priority A	Priority B	Priority C	Priority D	Total
	Assesments completed in current month (number of people)						
	Average wait from referral to assessment (days)		0.13	2.23	0.62	0	1.77
	Number of people waiting for assessment at month end (people)		0	3	2	0	5

Treatment	B. Time between the first specialist assessment and the start of radiation treatment		Aug-05				
			Priority A	Priority B	Priority C	Priority D	Total
	Treatments started in current month (number of people)	Waited < 4 weeks		4	10		14
		Waited 4-8 weeks			2	9	13
		Waited 8-12 weeks				2	0

Treatment	Waited >12 weeks		2	2			
	Average wait from assessment to treatment(weeks)		0.29	4.21	13.11	3.98	
	Number of people with completed assessments waiting for treatment at month end(people)		4	8	2	14	
C. Time between receipt of referral and the start of radiation treatment			Aug-05				
			Priority A	Priority B	Priority C	Priority D	Total
Treatments started in current month (people)	Waited < 4 weeks		4		11		15
	Waited 4-8 weeks			1	3		4
	Waited 8-12 weeks				1		1
	Waited >12 weeks			1	4	4	9
	Total		4	2	19	4	29
Average wait from referral to treatment(weeks)			0.36	9.64	17.21	9.82	

5 Patient domicile DHB = Waikato

Assessment	A. Numbers waiting for first specialist assessment		Aug-05				
			Priority A	Priority B	Priority C	Priority D	Total
	Assesments completed in current month (number of people)						
	Average wait from referral to assessment(days)			3.48			3.48
	Number of people waiting for assessment at month end(people)						

Treatment	B. Time between the first specialist assessment and the start of radiation treatment		Aug-05				
			Priority A	Priority B	Priority C	Priority D	Total
	Treatments started in current month (number of people)	Waited < 4 weeks					0
		Waited 4-8 weeks					0
		Waited 8-12 weeks					0
		Waited >12 weeks					0
	Average wait from assessment to treatment(weeks)						
	Number of people with completed assessments waiting for treatment at month end(people)						
	C. Time between receipt of referral and the start of radiation treatment			Aug-05			
				Priority A	Priority B	Priority C	Priority D
Treatments started in current month (people)	Waited < 4 weeks						0
	Waited 4-8 weeks						0
	Waited 8-12 weeks						0
	Waited >12 weeks						0
	Total		0	0	0	0	0
Average wait from referral to treatment(weeks)							

6 Patient domicile DHB = Waitemata

Assessment	A. Numbers waiting for first specialist assessment	Aug-05				
		Priority A	Priority B	Priority C	Priority D	Total
	Assesments completed in current month (number of people)					
	Average wait from referral to assessment(days)	1.15	11.97	13.13	0	10.55
	Number of people waiting for assessment at month end(people)	1	23	11	0	35

Treatment	B. Time between the first specialist assessment and the start of radiation treatment	Aug-05				
		Priority A	Priority B	Priority C	Priority D	Total
	Treatments started in current month (number of people)					
	<i>Waited < 4 weeks</i>	10		35	1	46
	<i>Waited 4-8 weeks</i>		2	24	4	30
	<i>Waited 8-12 weeks</i>					0
	<i>Waited >12 weeks</i>				6	6
	Average wait from assessment to treatment(weeks)	0.13	4.57		12.23	3.92
	Number of people with completed assessments waiting for treatment at month end(people)		1	26	11	38

Treatment	C. Time between receipt of referral and the start of radiation treatment	Aug-05				
		Priority A	Priority B	Priority C	Priority D	Total
	Treatments started in current month (people)					
	<i>Waited < 4 weeks</i>	9		28	2	39
	<i>Waited 4-8 weeks</i>			18	3	21
	<i>Waited 8-12 weeks</i>		2	3		5
	<i>Waited >12 weeks</i>	1		10	6	17
	Total	10	2	59	11	82
	Average wait from referral to treatment(weeks)	5.36	11.07		14.56	9.88

7 Patient domicile DHB = Other

Assessment	A. Numbers waiting for first specialist assessment	Aug-05				
		Priority A	Priority B	Priority C	Priority D	Total
	Assesments completed in current month (number of people)					0
	Average wait from referral to assessment(days)					
	Number of people waiting for assessment at month end(people)					0

Treatment	B. Time between the first specialist assessment and the start of radiation treatment	Aug-05				
		Priority A	Priority B	Priority C	Priority D	Total
	Treatments started in current month (number of people)					
	<i>Waited < 4 weeks</i>					0
	<i>Waited 4-8 weeks</i>			1		1

Treatment		Waited 8-12 weeks					0
		Waited >12 weeks					0
		Average wait from assessment to treatment(weeks)				4.57	4.57
		Number of people with completed assessments waiting for treatment at month end(people)					
		C. Time between receipt of referral and the start of radiation treatment					
		Aug-05					
			Priority A	Priority B	Priority C	Priority D	Total
Treatment	Treatments started in current month (people)	Waited < 4 weeks					0
		Waited 4-8 weeks					0
		Waited 8-12 weeks			1		1
		Waited >12 weeks					0
		Total		0	0	1	0
	Average wait from referral to treatment(weeks)				11.71		11.71

Waikato Cancer Centre Summary

Priority A (Urgent) Priority B (Curative) Priority C (Palliative and other radical) Priority D (Combined chemotherapy and radiation treatment)

Assessment	I. Numbers waiting for first specialist assessment		Aug-05				
			Priority A	Priority B	Priority C	Priority D	Total
		Assesments completed in current month(number of people)	3	30	56	14	103
		Average wait from referral to assessment(days)	2	9	16	44	
	Number of people waiting for assessment at month end(people)	0	6	49	31	86	

Treatment	II. Time between the first specialist assessment and the start of radiation treatment		Aug-05				
			Priority A	Priority B	Priority C	Priority D	Total
	Treatments started in current month (number of people)	Waited < 4 weeks	3	17	60	10	90
		Waited 4-8 weeks	0	0	4	1	5
		Waited 8-12 weeks	0	0	0	0	0
		Waited >12 weeks	0	0	0	0	0
		Average wait from assessment to treatment(days to May 03 - weeks from June 03)	0	1.4	1.7	2.5	1.7
		Number of people with completed assessments waiting for treatment at month end(people)	0	10	53	13	76
	III. Time between receipt of referral and the start of radiation treatment		Aug-05				

		Priority A	Priority B	Priority C	Priority D	Total
Treatments started in current month (people)	Waited < 4 weeks	2	9	10	0	21
	Waited 4-8 weeks	0	4	27	1	32
	Waited 8-12 weeks	0	0	8	7	15
	Waited >12 weeks	0	0	0	5	5
	Total	2	13	45	13	73
Average wait from referral to treatment(weeks)	0.3	3.32	5.74	11.18		

1 Patient domicile DHB = Waikato

Assessment	I. Numbers waiting for first specialist assessment	Aug-05				
		Priority A	Priority B	Priority C	Priority D	Total
	Assesments completed in current month(number of people)	2	15	36	7	60
	Average wait from referral to assessmen(days)	2	9	15	47	
	Number of people waiting for assessment at month end(people)	0	3	31	16	50

Treatment	II. Time between the first specialist assessment and the start of radiation treatment	Aug-05				
		Priority A	Priority B	Priority C	Priority D	Total
	Treatments started in current month (number of people)	3	9	29	5	46
	Waited < 4 weeks	0	0	2	0	2
	Waited 4-8 weeks	0	0	0	0	0
	Waited 8-12 weeks	0	0	0	0	0
	Waited >12 weeks	0	0	0	0	0
	Average wait from assessment to treatment(days to May 03 - weeks from June 03)	0	1.04	1.94	2.32	1.7
	Number of people with completed assessments waiting for treatment at month end(people)	0	6	26	7	39
Treatment	III. Time between receipt of referral and the start of radiation treatment	Aug-05				
		Priority A	Priority B	Priority C	Priority D	Total
	Treatments started in current month (people)	2	6	4	0	12
	Waited < 4 weeks	0	1	14	0	15
	Waited 4-8 weeks	0	0	4	5	9
	Waited 8-12 weeks	0	0	0	4	4
	Waited >12 weeks	0	0	0	4	4
	Total	2	7	22	9	40
	Average wait from referral to treatment(weeks)	0.3	3.06	5.8	11.69	3.37

2 Patient domicile DHB = Bay of Plenty

Assessment	I. Numbers waiting for first specialist assessment	Aug-05				
		Priority A	Priority B	Priority C	Priority D	Total
	Assesments completed in current month(number of people)	1	9	14	2	26
	Average wait from referral to assessment(days)	2	10	16	31	
	Number of people waiting for assessment at month end(people)	0	2	10	9	21

Treatment	II. Time between the first specialist assessment and the start of radiation treatment	Aug-05				
		Priority A	Priority B	Priority C	Priority D	Total
	Treatments started in current month (number of people)	0	6	27	3	36
	<i>Waited < 4 weeks</i>	0	0	1	1	2
	<i>Waited 4-8 weeks</i>	0	0	0	0	0
	<i>Waited 8-12 weeks</i>	0	0	0	0	0
	<i>Waited >12 weeks</i>	0	0	0	0	0
	Average wait from assessment to treatment	0	2.33	1.47	2.5	1.7
	Number of people with completed assessments waiting for treatment at month end(people)	0	2	16	5	23
Treatment	III. Time between receipt of referral and the start of radiation treatment	Aug-05				
		Priority A	Priority B	Priority C	Priority D	Total
	Treatments started in current month (people)	0	1	6	0	7
	<i>Waited < 4 weeks</i>	0	3	11	1	15
	<i>Waited 4-8 weeks</i>	0	0	4	1	5
	<i>Waited 8-12 weeks</i>	0	0	0	1	1
	<i>Waited >12 weeks</i>	0	0	0	1	1
	Total	0	4	21	3	28
	Average wait from referral to treatment(weeks)	0	4.65	5.77	9.47	6.01

3 Patient domicile DHB = Lakes

Assessment	I. Numbers waiting for first specialist assessment	Aug-05				
		Priority A	Priority B	Priority C	Priority D	Total
	Assesments completed in current month(number of people)	0	6	6	5	17
	Average wait from referral to assessment(days)	0	9	19	46	
	Number of people waiting for assessment at month end(people)	0	1	8	6	15

Treatment	II. Time between the first specialist assessment and the start of radiation treatment	Aug-05				
		Priority A	Priority B	Priority C	Priority D	Total
	Treatments started in current month (number of people)	0	2	4	2	8
	<i>Waited < 4 weeks</i>	0	0	1	0	1
	<i>Waited 4-8 weeks</i>					

Treatment		<i>Waited 8-12 weeks</i>	0	0	0	0	0
		<i>Waited >12 weeks</i>	0	0	0	0	0
	Average wait from assessment to treatment(days to May 03 - weeks from June 03)		0	0.3	2.12	2.5	1.8
	Number of people with completed assessments waiting for treatment at month end(people)		0	2	11	1	14
	III. Time between receipt of referral and the start of radiation treatment		Aug-05				
		Priority A	Priority B	Priority C	Priority D	Total	
Treatments started in current month (people)	<i>Waited < 4 weeks</i>	0	2	0	0	2	
	<i>Waited 4-8 weeks</i>	0	0	2	0	2	
	<i>Waited 8-12 weeks</i>	0	0	0	1	1	
	<i>Waited >12 weeks</i>	0	0	0	0	0	
	Total	0	2	2	1	5	
Average wait from referral to treatment(weeks)		0	1.6	4.8	11.8	4.92	

Notes :

1. The above is in respect of those starting treatment who had an FSA - on average 25% of treatments are retreats These are not included in the above.
2. A patient may be treated in more than one body area at a time in the above these are counted as 1 patient (unlike section B) As this patient have have had only one referral to FSA
3. As D categoried patients are in fact protocol and as such the wait is defined through the protocol these can have an effect on the average wait time from referral to treatment figure reported.
4. A priority can change from FSA to Treatment and this can skew the times
5. With low numbers of patients averages can be skewed by single issues
6. January 04 delays in trt start time due to xmas period.
7. Patients maybe delayed between decision to treat and treatment start date for reasons other that resource shortages Examples can include, awaiting hormone treatment, surgery recover etIII. These are not always identified and in some cases may be included the waiting time and subsequently skew some results. Wherever possible these delays are excluded.

MidCentral DHB Cancer Centre Summary

Priority A (Urgent) Priority B (Curative) Priority C (Palliative and other radical) Priority D (Combined chemotherapy and radiation treatment)

Assessment	I. Numbers waiting for first specialist assessment		Aug-05				
			Priority A	Priority B	Priority C	Priority D	Total
	Assesments completed in current month(number of people)						119
	Average wait from referral to assessment(days)						11.2
Number of people waiting for assessment at month end(people)						137	

		Aug-05					
Treatment	II. Time between the first specialist assessment and the start of radiation treatment	Priority A	Priority B	Priority C	Priority D	Total	
	Treatments started in current month (number of people)	8	10	51	3	72	
	<i>Waited < 4 weeks</i>						
	<i>Waited 4-8 weeks</i>		2	13	5	20	
	<i>Waited 8-12 weeks</i>			1	2	3	
	<i>Waited >12 weeks</i>			1	10	11	
	Average wait from assessment to treatment(weeks)	0	3.2	2.7	11.5		
	Number of people with completed assessments waiting for treatment at month end(people)					89	
			Aug-05				
	III. Time between receipt of referral and the start of radiation treatment		Priority A	Priority B	Priority C	Priority D	Total
Treatments started in current month (people)	8	7	28	1	44		
<i>Waited < 4 weeks</i>							
<i>Waited 4-8 weeks</i>		4	34	5	43		
<i>Waited 8-12 weeks</i>		1	2	2	5		
<i>Waited >12 weeks</i>			2	12	14		
Total	8	12	66	20	106		
Average wait from referral to treatment(weeks)	0	5.3	4.4	15.3			

1 Patient domicile DHB = Midcentral

		Aug-05				
Assessment	I. Numbers waiting for first specialist assessment	Priority A	Priority B	Priority C	Priority D	Total
	Assessments completed in current month (number of people)					40
	Average wait from referral to assessment(days)					10.2
	Number of people waiting for assessment at month end(people)					

		Aug-05				
tment	II. Time between the first specialist assessment and	Priority A	Priority B	Priority C	Priority D	Total
	Treatments started in current month (number of people)	3	2	22	1	28
	<i>Waited < 4 weeks</i>					
	<i>Waited 4-8 weeks</i>			1	3	4
	<i>Waited 8-12 weeks</i>					0
	<i>Waited >12 weeks</i>			1	3	4
	Average wait from assessment to treatment(weeks)	0	2.5	2.6	9.2	
Number of people with completed assessments waiting for treatment at month end(people)						

Treat	III. Time between receipt of referral and the start of radiation treatment		Aug-05				
			Priority A	Priority B	Priority C	Priority D	Total
	Treatments started in current month (people)	Waited < 4 weeks	3	1	10		14
		Waited 4-8 weeks		1	13	3	17
		Waited 8-12 weeks					0
		Waited >12 weeks			1	4	5
		Total	3	2	24	7	36
Average wait from referral to treatment(weeks)		0	4.2	4.5	16.3		

2 Patient domicile DHB = Hawkes Bay

Assessment	I. Numbers waiting for first specialist assessment		Aug-05				
			Priority A	Priority B	Priority C	Priority D	Total
	Assesments completed in current month (number of people)						27
	Average wait from referral to assessment(days)						12.3
	Number of people waiting for assessment at month end(people)						

Treatment	II. Time between the first specialist assessment and		Aug-05				
			Priority A	Priority B	Priority C	Priority D	Total
	Treatments started in current month (number of people)	Waited < 4 weeks	2	2	11	1	16
		Waited 4-8 weeks			2	1	3
		Waited 8-12 weeks					0
		Waited >12 weeks				2	2
	Average wait from assessment to treatment(weeks)		0	3	2.7	9.8	
	Number of people with completed assessments waiting for treatment at month end(people)						
	III. Time between receipt of referral and the start of radiation treatment		Aug-05				
			Priority A	Priority B	Priority C	Priority D	Total
Treatments started in current month (people)	Waited < 4 weeks	2	1	6		9	
	Waited 4-8 weeks		1	7	1	9	
	Waited 8-12 weeks				1	1	
	Waited >12 weeks				2	2	
	Total	2	2	13	4	21	
Average wait from referral to treatment(weeks)		0	4.2	4.5	11.7		

3 Patient domicile DHB = Taranaki

Assessment	I. Numbers waiting for first specialist assessment		Aug-05				
			Priority A	Priority B	Priority C	Priority D	Total
	Assesments completed in current month (number of people)						24
	Average wait from referral to assessment (days)						11.2
	Number of people waiting for assessment at month end (people)						

Treatment	II. Time between the first specialist assessment and		Aug-05				
			Priority A	Priority B	Priority C	Priority D	Total
	Treatments started in current month (number of people)	Waited < 4 weeks	2	3	13		18
		Waited 4-8 weeks		1			1
		Waited 8-12 weeks				2	2
		Waited >12 weeks				3	3
	Average wait from assessment to treatment (weeks)		0	2.6	2.3	16.3	
	Number of people with completed assessments waiting for treatment at month end (people)						
Treatment	III. Time between receipt of referral and the start of radiation treatment		Aug-05				
			Priority A	Priority B	Priority C	Priority D	Total
	Treatments started in current month (people)	Waited < 4 weeks	2	3	6		11
		Waited 4-8 weeks		1	7		8
		Waited 8-12 weeks				1	1
		Waited >12 weeks				4	4
		Total	2	4	13	5	24
	Average wait from referral to treatment (weeks)		0	5.7	4.5	18.2	

4 Patient domicile DHB = Tairawhiti

Assessment	I. Numbers waiting for first specialist assessment		Aug-05				
			Priority A	Priority B	Priority C	Priority D	Total
	Assesments completed in current month (number of people)						7
	Average wait from referral to assessment (days)						13.3
	Number of people waiting for assessment at month end (people)						

Treatment	II. Time between the first specialist assessment and		Aug-05				
			Priority A	Priority B	Priority C	Priority D	Total
	Treatments started in current month (number of people)	Waited < 4 weeks		2	6	1	9
		Waited 4-8 weeks				1	1
		Waited 8-12 weeks					0
		Waited >12 weeks				2	2
	Average wait from assessment to treatment (weeks)			2.5	1.9	11.4	

Treatment	Number of people with completed assessments waiting for treatment at month end(people)							
	III. Time between receipt of referral and the start of radiation treatment		Aug-05					
			Priority A	Priority B	Priority C	Priority D	Total	
	Treatments started in current month (people)	<i>Waited < 4 weeks</i>			1	1	1	3
		<i>Waited 4-8 weeks</i>			1	5	1	7
		<i>Waited 8-12 weeks</i>						0
		<i>Waited >12 weeks</i>					2	2
		Total						12
	Average wait from referral to treatment(weeks)				2	6	4	

5 Patient domicile DHB = Whanganui

Assessment	I. Numbers waiting for first specialist assessment		Aug-05				
			Priority A	Priority B	Priority C	Priority D	Total
		Assesments completed in current month (number of people)					18
		Average wait from referral to assessment(days)					12.7
	Number of people waiting for assessment at month end(people)						

Treatment	II. Time between the first specialist assessment and		Aug-05				
			Priority A	Priority B	Priority C	Priority D	Total
	Treatments started in current month (number of people)	<i>Waited < 4 weeks</i>		1		4	5
		<i>Waited 4-8 weeks</i>				2	2
		<i>Waited 8-12 weeks</i>					0
		<i>Waited >12 weeks</i>					0
	Average wait from assessment to treatment(weeks)						
	Number of people with completed assessments waiting for treatment at month end(people)						
Treatment	III. Time between receipt of referral and the start of radiation treatment		Aug-05				
			Priority A	Priority B	Priority C	Priority D	Total
	Treatments started in current month (people)	<i>Waited < 4 weeks</i>				3	3
		<i>Waited 4-8 weeks</i>				1	1
		<i>Waited 8-12 weeks</i>				2	2
		<i>Waited >12 weeks</i>					0
		Total				6	6
	Average wait from referral to treatment(weeks)					5	

6 Patient domicile DHB = Wairarapa

Assessment	I. Numbers waiting for first specialist assessment		Aug-05				
			Priority A	Priority B	Priority C	Priority D	Total
	Assesments completed in current month (number of people)						2
	Average wait from referral to assessment (days)						7
	Number of people waiting for assessment at month end (people)						

Treatment	II. Time between the first specialist assessment and		Aug-05				
			Priority A	Priority B	Priority C	Priority D	Total
	Treatments started in current month (number of people)	<i>Waited < 4 weeks</i>			1	1	2
		<i>Waited 4-8 weeks</i>			1	1	2
		<i>Waited 8-12 weeks</i>				1	1
		<i>Waited >12 weeks</i>					0
	Average wait from assessment to treatment (weeks)				5.3	6.3	
	Number of people with completed assessments waiting for treatment at month end (people)						
Treatment	III. Time between receipt of referral and the start of radiation treatment		Aug-05				
			Priority A	Priority B	Priority C	Priority D	Total
	Treatments started in current month (people)	<i>Waited < 4 weeks</i>			1	1	2
		<i>Waited 4-8 weeks</i>				1	1
		<i>Waited 8-12 weeks</i>			1		1
		<i>Waited >12 weeks</i>				1	1
	Average wait from referral to treatment (weeks)	Total			2	3	5
					7.5	7.5	

7 Patient domicile DHB = Other

Assessment	I. Numbers waiting for first specialist assessment		Aug-05				
			Priority A	Priority B	Priority C	Priority D	Total
	Assesments completed in current month (number of people)						1
	Average wait from referral to assessment (days)						2
	Number of people waiting for assessment at month end (people)						0

Treatment	II. Time between the first specialist assessment and		Aug-05				
			Priority A	Priority B	Priority C	Priority D	Total
	Treatments started in current month (number of people)	<i>Waited < 4 weeks</i>				1	1

Treatment		Waited 4-8 weeks					0
		Waited 8-12 weeks					0
		Waited >12 weeks					0
		Average wait from assessment to treatment(weeks)				0.6	
		Number of people with completed assessments waiting for treatment at month end(people)					
III. Time between receipt of referral and the start of radiation treatment		Aug-05					
		Priority A	Priority B	Priority C	Priority D	Total	
	Treatments started in current month (people)			1			1
	Waited < 4 weeks						0
	Waited 4-8 weeks						0
	Waited 8-12 weeks						0
	Waited >12 weeks						0
	Total			1			1
	Average wait from referral to treatment(weeks)			0.6			

Capital and Coast Cancer Centre Summary

Priority A (Urgent) Priority B (Curative) Priority C (Palliative and other radical) Priority D (Combined chemotherapy and radiation treatment)

Assessment	I. Numbers waiting for first specialist assessment		Aug-05				
			Priority A	Priority B	Priority C	Priority D	Total
		Assessments completed in current month (number of people)					64
		Average wait from referral to assessment(days)					4
	Number of people waiting for assessment at month end(people)						

Treatment	II. Time between the first specialist assessment and		Aug-05					
			Priority A	Priority B	Priority C	Priority D	Total	
		Treatments started in current month (number of people)		4	8	28	1	41
		Waited < 4 weeks			2	22	3	27
		Waited 4-8 weeks					1	1
		Waited 8-12 weeks					5	5
		Waited >12 weeks						
	Average wait from assessment to treatment(weeks)							
	Number of people with completed assessments waiting for treatment at month end(people)							

Treat	III. Time between receipt of referral and the start of radiation treatment	Aug-05				
	Treatments started in current month (people) <i>Waited < 4 weeks</i> <i>Waited 4-8 weeks</i> <i>Waited 8-12 weeks</i> <i>Waited >12 weeks</i> Total Average wait from referral to treatment(weeks)	Priority A	Priority B	Priority C	Priority D	Total
		average is 10days The range is 0 to 39 days				

NB: Linac replacement & upgrade project resulted in reduced capacity in May, June and August.
 In total a period of 7 weeks occurred when capacity was provided by a single linear accelerator only.

Patient domicile DHB = Capital Coast

Assessment	I. Numbers waiting for first specialist assessment	Aug-05				
	Assesments completed in current month (number of people)	Priority A	Priority B	Priority C	Priority D	Total
	Average wait from referral to assessment(days)					
	Number of people waiting for assessment at month end(people)					

Treatment	II. Time between the first specialist assessment and	Aug-05				
	Treatments started in current month (number of people) <i>Waited < 4 weeks</i> <i>Waited 4-8 weeks</i> <i>Waited 8-12 weeks</i> <i>Waited >12 weeks</i> Average wait from assessment to treatment(weeks)	Priority A	Priority B	Priority C	Priority D	Total
		2	2	12	1	17
		0	2	18	3	23
		0	0	0	0	0
		0	0	0	5	5
	Number of people with completed assessments waiting for treatment at month end(people)					0
	III. Time between receipt of referral and the start of radiation treatment	Aug-05				
	Treatments started in current month (people) <i>Waited < 4 weeks</i> <i>Waited 4-8 weeks</i> <i>Waited 8-12 weeks</i> <i>Waited >12 weeks</i> Total Average wait from referral to treatment(weeks)	Priority A	Priority B	Priority C	Priority D	Total
						0
					0	
					0	
					0	
					0	
		0	0	0	0	

1 Patient domicile DHB = Hutt Valley Health

Assessment	I. Numbers waiting for first specialist assessment	Aug-05				
		Priority A	Priority B	Priority C	Priority D	Total
	Assesments completed in current month (number of people)					
	Average wait from referral to assessment (days)					
	Number of people waiting for assessment at month end (people)					

Treatment	II. Time between the first specialist assessment and the start of radiation treatment	Aug-05				
		Priority A	Priority B	Priority C	Priority D	Total
	Treatments started in current month (number of people)					
	<i>Waited < 4 weeks</i>					
	<i>Waited 4-8 weeks</i>	2	3	12		17
	<i>Waited 8-12 weeks</i>			2		2
	<i>Waited >12 weeks</i>				1	1
	Average wait from assessment to treatment (weeks)					0
	Number of people with completed assessments waiting for treatment at month end (people)					0

Treatment	III. Time between receipt of referral and the start of radiation treatment	Aug-05				
		Priority A	Priority B	Priority C	Priority D	Total
	Treatments started in current month (people)					0
	<i>Waited < 4 weeks</i>					0
	<i>Waited 4-8 weeks</i>					0
	<i>Waited 8-12 weeks</i>					0
	<i>Waited >12 weeks</i>					0
	Total	0	0	0	0	0
	Average wait from referral to treatment (weeks)					

2 Patient domicile DHB = Wairarapa

Assessment	I. Numbers waiting for first specialist assessment	Aug-05				
		Priority A	Priority B	Priority C	Priority D	Total
	Assesments completed in current month (number of people)					
	Average wait from referral to assessment (days)					
	Number of people waiting for assessment at month end (people)					

Treatment	II. Time between the first specialist assessment and the start of radiation treatment		Aug-05				
	Treatments started in current month (number of people)	Waited < 4 weeks	Priority A	Priority B	Priority C	Priority D	Total
		Waited 4-8 weeks			1	4	1
		Waited 8-12 weeks				1	
		Waited >12 weeks					
Average wait from assessment to treatment(weeks)							
Number of people with completed assessments waiting for treatment at month end(people)						0	
Assessment	III. Time between receipt of referral and the start of radiation treatment		Aug-05				
	Treatments started in current month (people)	Waited < 4 weeks	Priority A	Priority B	Priority C	Priority D	Total
		Waited 4-8 weeks					0
		Waited 8-12 weeks					0
		Waited >12 weeks					0
Average wait from referral to treatment(weeks)							
Total		0	0	0	0	0	

3 Patient domicile DHB = Nelson Marlborough

Assessment	I. Numbers waiting for first specialist assessment		Aug-05				
	Assesments completed in current month (number of people)		Priority A	Priority B	Priority C	Priority D	Total
		Average wait from referral to assessment(days)					
		Number of people waiting for assessment at month end(people)					

Treatment	II. Time between the first specialist assessment and the start of radiation treatment		Aug-05				
	Treatments started in current month (number of people)	Waited < 4 weeks	Priority A	Priority B	Priority C	Priority D	Total
		Waited 4-8 weeks			2		2
		Waited 8-12 weeks				1	1
		Waited >12 weeks					0
Average wait from assessment to treatment(weeks)							
Number of people with completed assessments waiting for treatment at month end(people)						0	

Trea	III. Time between receipt of referral and the start of radiation treatment		Aug-05				
			Priority A	Priority B	Priority C	Priority D	Total
	Treatments started in current month (people)	Waited < 4 weeks					0
		Waited 4-8 weeks					0
		Waited 8-12 weeks					0
		Waited >12 weeks					0
	Total	0	0	0	0	0	
	Average wait from referral to treatment(weeks)						

Canterbury DHB Cancer Centre Summary

Priority A (Urgent) Priority B (Curative) Priority C (Palliative and other radical) Priority D (Combined chemotherapy and radiation treatment)

Assessment	I. Numbers waiting for first specialist assessment		Aug-05				
			Priority A	Priority B	Priority C	Priority D	Total
	Assesments completed in current month (number of people)						92
	Average wait from referral to assessment(days)						
	Number of people waiting for assessment at month end(people)					31	

Treatment	II. Time between the first specialist assessment and the start of radiation treatment (includes all referrals for radiation treatment, not just from FSA).		Aug-05				
			Priority A	Priority B	Priority C	Priority D	Total
	Treatments started in current month (number of people)	Waited < 4 weeks	5	11	77	0	93
		Waited 4-8 weeks	0	14	29	2	45
		Waited 8-12 weeks	0	1	1	2	4
		Waited >12 weeks	0	0	1	4	5
	Average wait from assessment to treatment(weeks)						
	Number of people with completed assessments waiting for treatment at month end(people)		0	28	67	46	141
	III. Time between receipt of referral and the start of radiation treatment		Aug-05				
			Priority A	Priority B	Priority C	Priority D	Total
Treatments started in current month (people)	Waited < 4 weeks						

	<i>Waited 4-8 weeks</i> <i>Waited 8-12 weeks</i> <i>Waited >12 weeks</i> Total	
Average wait from referral to treatment(weeks)		

1 Patient domicile DHB = Canterbury

Assessment	A. Numbers waiting for first specialist assessment	Aug-05				
		Priority A	Priority B	Priority C	Priority D	Total
	Assesments completed in current month(number of people)					
	Average wait from referral to assessment(days)					
	Number of people waiting for assessment at month end(people)					

Treatment	B. Time between the first specialist assessment and the start of radiation treatment (includes all referrals for radiation treatment, not just from FSA).	Aug-05				
		Priority A	Priority B	Priority C	Priority D	Total
	Treatments started in current month(number of people)					
	<i>Waited < 4 weeks</i>	3	8	60	0	71
	<i>Waited 4-8 weeks</i>	0	11	23	1	35
	<i>Waited 8-12 weeks</i>	0	1	0	2	3
<i>Waited >12 weeks</i>	0	0	1	3	4	
Average wait from assessment to treatment(weeks)	0	4.8	3	16.9		
Number of people with completed assessments waiting for treatment at month end(people)	0	17	46	26	89	

Treatment	C. Time between receipt of referral and the start of radiation treatment	Aug-05				
		Priority A	Priority B	Priority C	Priority D	Total
	Treatments started in current month(people)					
	<i>Waited < 4 weeks</i>					0
	<i>Waited 4-8 weeks</i>					0
	<i>Waited 8-12 weeks</i>					0
<i>Waited >12 weeks</i>					0	
Total	0	0	0	0	0	
Average wait from referral to treatment(weeks)						

2 Patient domicile DHB = Nelson Marlborough

	A. Numbers waiting for first specialist assessment	Aug-05
--	---	--------

Assessment	Assessments completed in current month (number of people)	Priority A	Priority B	Priority C	Priority D	Total
	Average wait from referral to assessment (days)					
	Number of people waiting for assessment at month end (people)					

Treatment	B. Time between the first specialist assessment and the start of radiation treatment (includes all referrals for radiation treatment, not just from FSA).		Aug-05					
			Priority A	Priority B	Priority C	Priority D	Total	
	Treatments started in current month (number of people)	<i>Waited < 4 weeks</i>		2	2	6	0	10
		<i>Waited 4-8 weeks</i>		0	0	4	0	4
		<i>Waited 8-12 weeks</i>		0	0	0	0	0
		<i>Waited >12 weeks</i>		0	0	0	0	0
	Average wait from assessment to treatment (weeks)		0.3	3.9	3.3	0	0	
	Number of people with completed assessments waiting for treatment at month end (people)		0	2	7	7	16	
	C. Time between receipt of referral and the start of radiation treatment		Aug-05					
			Priority A	Priority B	Priority C	Priority D	Total	
Treatments started in current month (people)	<i>Waited < 4 weeks</i>						0	
	<i>Waited 4-8 weeks</i>						0	
	<i>Waited 8-12 weeks</i>						0	
	<i>Waited >12 weeks</i>						0	
Average wait from referral to treatment (weeks)	Total	0	0	0	0	0	0	

3 Patient domicile DHB = South Canterbury

Assessment	A. Numbers waiting for first specialist assessment		Aug-05				
			Priority A	Priority B	Priority C	Priority D	Total
	Assessments completed in current month (number of people)						
	Average wait from referral to assessment (days)						
	Number of people waiting for assessment at month end (people)						

	B. Time between the first specialist assessment and the start of radiation treatment (includes all referrals for radiation treatment, not just from FSA).		Aug-05					
			Priority A	Priority B	Priority C	Priority D	Total	
	Treatments started in current month (number of people)	<i>Waited < 4 weeks</i>		0	1	7	0	8
		<i>Waited 4-8 weeks</i>		0	2	1	0	3

Treatment		Waited 8-12 weeks	0	0	1	0	1
		Waited >12 weeks	0	0	0	1	1
		Average wait from assessment to treatment(weeks)	0	5	3.1	12	
		Number of people with completed assessments waiting for treatment at month end(people)	0	5	4	5	14
	C. Time between receipt of referral and the start of radiation treatment		Aug-05				
		Priority A	Priority B	Priority C	Priority D	Total	
	Treatments started in current month (people)					0	
	Waited < 4 weeks					0	
	Waited 4-8 weeks					0	
	Waited 8-12 weeks					0	
	Waited >12 weeks					0	
	Total	0	0	0	0	0	
	Average wait from referral to treatment(weeks)						

4 Patient domicile DHB = West Coast

Assessment	A. Numbers waiting for first specialist assessment		Aug-05				
			Priority A	Priority B	Priority C	Priority D	Total
		Assesments completed in current month (number of people)					
		Average wait from referral to assessment(days)					
		Number of people waiting for assessment at month end(people)					

Treatment	B. Time between the first specialist assessment and the start of radiation treatment (includes all referrals for radiation treatment, not just from FSA).		Aug-05				
			Priority A	Priority B	Priority C	Priority D	Total
		Treatments started in current month (number of people)					4
		Waited < 4 weeks	0	0	4	0	4
		Waited 4-8 weeks	0	1	1	1	3
		Waited 8-12 weeks	0	0	0	0	0
		Waited >12 weeks	0	0	0	0	0
		Average wait from assessment to treatment(weeks)	0	8.4	1.9	6.4	
		Number of people with completed assessments waiting for treatment at month end(people)	0	3	8	6	17
	C. Time between receipt of referral and the start of radiation treatment		Aug-05				
			Priority A	Priority B	Priority C	Priority D	Total
		Treatments started in current month (people)					0
		Waited < 4 weeks					0
		Waited 4-8 weeks					0
		Waited 8-12 weeks					0

		Waited >12 weeks							0
		Total							0
Average wait from referral to treatment(weeks)									

5 Patient domicile DHB = Otago

Assessment	A. Numbers waiting for first specialist assessment (includes both Medical and Radiation Oncology)		Aug-05				
			Priority A	Priority B	Priority C	Priority D	Total
	Assesments completed in current month(number of people)						
	Average wait from referral to assessmen(days)						
	Number of people waiting for assessment at month end(people)						

Treatment	B. Time between the first specialist assessment and the start of radiation treatment		Aug-05				
			Priority A	Priority B	Priority C	Priority D	Total
	Treatments started in current month (number of people)	Waited < 4 weeks	0	0	0	0	0
		Waited 4-8 weeks	0	0	0	0	0
		Waited 8-12 weeks	0	0	0	0	0
		Waited >12 weeks	0	0	0	0	0
	Average wait from assessment to treatment(weeks)		0	0	0	0	0
	Number of people with completed assessments waiting for treatment at month end(people)		0	0	2	2	4
	C. Time between receipt of referral and the start of radiation treatment		Aug-05				
			Priority A	Priority B	Priority C	Priority D	Total
Treatments started in current month (people)	Waited < 4 weeks					0	
	Waited 4-8 weeks					0	
	Waited 8-12 weeks					0	
	Waited >12 weeks					0	
	Total	0	0	0	0	0	
Average wait from referral to treatment(weeks)							

Otago Cancer Centre Summary

Priority A (Urgent) Priority B (Curative) Priority C (Palliative and other radical) Priority D (Combined chemotherapy and radiation treatment)

		Aug-05					
		Priority A	Priority B	Priority C	Priority D	Total	
Assessment	I. Numbers waiting for first specialist assessment						
	Assesments completed in current month (number of people)		0				
	Average wait from referral to assessment (days based on 7 day week)		0	14	7	5	
	Number of people waiting for assessment at month end (people)		0				
		Aug-05					
Treatment	II. Time between the first specialist assessment and the start of radiation treatment		Priority A	Priority B	Priority C	Priority D	Total
	Treatments started in current month (number of people)	Waited < 4 weeks	2	14	52	0	68
		Waited 4-8 weeks	0	1	6	2	9
		Waited 8-12 weeks	0	0	1	0	1
		Waited >12 weeks	0	0	0	1	1
	Average wait from assessment to treatment (weeks)		0	3.02	2.26	12.29	4.4
	Number of people with completed assessments waiting for treatment at month end (people)		0	4	57	16	77
			Aug-05				
	III. Time between receipt of referral and the start of radiation treatment		Priority A	Priority B	Priority C	Priority D	Total
	Treatments started in current month (people)	Waited < 4 weeks	2	6	43	0	51
Waited 4-8 weeks		0	8	12	2	22	
Waited 8-12 weeks		0	0	3	0	3	
Waited >12 weeks		0	1	1	1	3	
Total		2	15	59	3	79	
Average wait from referral to treatment (weeks)		0	5.07	3.28	13		

1 Patient domicile DHB = Otago

		Aug-05					
		Priority A	Priority B	Priority C	Priority D	Total	
Assessment	I. Numbers waiting for first specialist assessment						
	Assesments completed in current month (number of people)						

Asset	Average wait from referral to assessment(days)	
	Number of people waiting for assessment at month end(people)	

Treatment	II. Time between the first specialist assessment and the start of radiation treatment		Aug-05				
			Priority A	Priority B	Priority C	Priority D	Total
	Treatments started in current month (number of people)	<i>Waited < 4 weeks</i>	2	10	36	0	48
		<i>Waited 4-8 weeks</i>	0	1	3	2	6
		<i>Waited 8-12 weeks</i>	0	0	0	0	0
		<i>Waited >12 weeks</i>	0	0	0	1	1
	Average wait from assessment to treatment(weeks)		0	3.12	2.11	12.29	4.38
	Number of people with completed assessments waiting for treatment at month end(people)		0	4	43	15	62
	III. Time between receipt of referral and the start of radiation treatment		Aug-05				
			Priority A	Priority B	Priority C	Priority D	Total
Treatments started in current month (people)	<i>Waited < 4 weeks</i>	2	4	29	0	35	
	<i>Waited 4-8 weeks</i>	0	7	8	2	17	
	<i>Waited 8-12 weeks</i>	0	0	1	0	1	
	<i>Waited >12 weeks</i>	0	0	1	1	2	
	Total	2	11	39	3	55	
Average wait from referral to treatment(weeks)		0	4.86	3.38	12.95		

2 Patient domicile DHB = Southland

Assessment	I. Numbers waiting for first specialist assessment		Aug-05				
			Priority A	Priority B	Priority C	Priority D	Total
	Assesments completed in current month (number of people)						
	Average wait from referral to assessment(days)						
	Number of people waiting for assessment at month end(people)						

	II. Time between the first specialist assessment and the start of radiation treatment		Aug-05				
			Priority A	Priority B	Priority C	Priority D	Total
	Treatments started in current month (number of people)	<i>Waited < 4 weeks</i>	0	4	15	0	19
		<i>Waited 4-8 weeks</i>	0	0	3	0	3
		<i>Waited 8-12 weeks</i>	0	0	1	0	1
		<i>Waited >12 weeks</i>	0	0	0	0	0

Treatment	Average wait from assessment to treatment(weeks)		0	2.75	2.47	0	
	Number of people with completed assessments waiting for treatment at month end(people)		0	0	12	3	15
III. Time between receipt of referral and the start of radiation treatment			Aug-05				
			Priority A	Priority B	Priority C	Priority D	Total
Treatments started in current month (people)	Waited < 4 weeks		0	2	13	0	15
	Waited 4-8 weeks		0	1	4	0	5
	Waited 8-12 weeks		0	0	2	0	2
	Waited >12 weeks		0	1	0	0	1
	Total		0	4	19	0	23
Average wait from referral to treatment(weeks)		0	5.64	3.34	0		

3 Patient domicile DHB = Canterbury

Assessment	I. Numbers waiting for first specialist assessment	
	Assesments completed in current month (number of people)	
	Average wait from referral to assessment(days)	
	Number of people waiting for assessment at month end(people)	

Treatment	II. Time between the first specialist assessment and the start of radiation treatment		Aug-05					
			Priority A	Priority B	Priority C	Priority D	Total	
	Treatments started in current month (number of people)	Waited < 4 weeks						
		Waited 4-8 weeks						
		Waited 8-12 weeks						
		Waited >12 weeks						
	Average wait from assessment to treatment(weeks)							
	Number of people with completed assessments waiting for treatment at month end(people)		Priority A	Priority B	Priority C	Priority D	Total	
			0	0	1	0	1	
	III. Time between receipt of referral and the start of radiation treatment							
	Treatments started in current month (people)	Waited < 4 weeks		0	0	0	0	0
		Waited 4-8 weeks		0	0	0	0	0
Waited 8-12 weeks		0	0	0	0	0		
Waited >12 weeks		0	0	1.71	0			
Total		0	0	1	0	1		
			Aug-05					

Average wait from referral to treatment(weeks)	Priority A	Priority B	Priority C	Priority D	<i>Total</i>
					<i>0</i>
					<i>0</i>
					<i>0</i>
					<i>0</i>
					<i>0</i>