

## Oncology megavoltage treatment waiting time returns April 2002

During the period 1 to 30 April 2002, 402 patients on the radiation treatment waiting list started treatment on time, 257 patients waited longer than 4 weeks for treatment after the decision to treat. Of those waiting longer than 4 weeks, 183 (71 percent) had waited longer than 6 weeks.

### Oncology megavoltage radiation treatment waiting times as at 30 April 2002

The data below records the time between the first specialist assessment and the start of radiotherapy treatment.

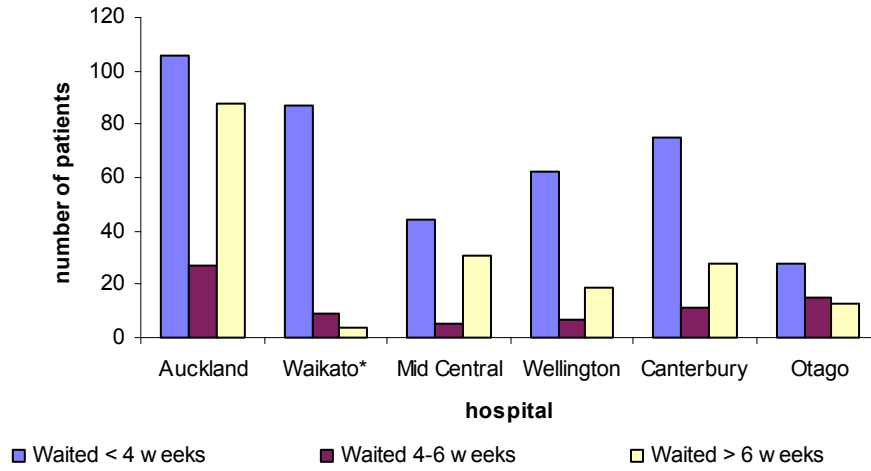
<b>Raw Number of Patients</b>	<b>Auckland</b>	<b>Waikato*</b>	<b>Mid Central</b>	<b>Wellington</b>	<b>Canterbury</b>	<b>Otago</b>	<b>NZ</b>
<i>Waited &lt; 4 weeks</i>	106	87	44	62	75	28	402
<i>Waited 4-6 weeks</i>	27	9	5	7	11	15	74
<i>Waited &gt; 6 weeks</i>	88	4	31	19	28	13	183
<i>Total number starting</i>	221	100	80	88	114	56	659
<i>Protocol Patients</i>	19	9	8	10	7	2	55
<b>Percentage of Patients</b>							
<i>% waited &lt; 4 weeks</i>	47.96	87.00	55.00	70.45	65.79	50.00	61.00
<i>% Waited 4-6 weeks</i>	12.22	9.00	6.25	7.95	9.65	26.79	11.23
<i>% Waited &gt; 6 weeks</i>	39.82	4.00	38.75	21.59	24.56	23.21	27.77
<b>Actual change in number of people waiting &gt; 4 weeks March-April</b>							
<i>Number Waited 4-6 weeks</i>	14.0	-1.0	-8.0	1.0	2.0	3.0	11.0
<i>Number Waited &gt; 6 weeks</i>	14.0	1.0	-4.0	9.0	7.0	8.0	35.0
<b>% Change in number of people waiting &gt; 4 weeks March-April</b>							
<i>% Waited 4-6 weeks</i>	107.7	-10.0	-61.5	16.7	22.2	25.0	17.5
<i>% Waited &gt; 6 weeks</i>	18.9	33.3	-11.4	90.0	33.3	160.0	23.6

\*When interpreting this data please note that:

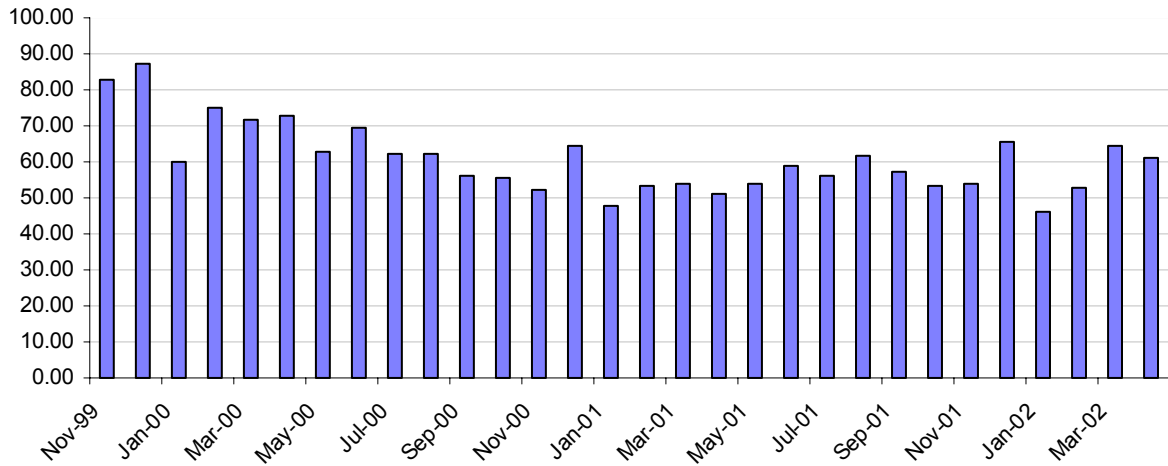
Waikato District Health Board decided in April 2001 that it was in the best interests of the clinical management and treatment of its cancer patients that patients had a shorter time between their first specialist assessment with an oncologist and the start of radiation treatment.

The patient waits longer for the first specialist assessment than at other cancer treatment centres but this wait is balanced by a shorter wait between assessment and radiation treatment.

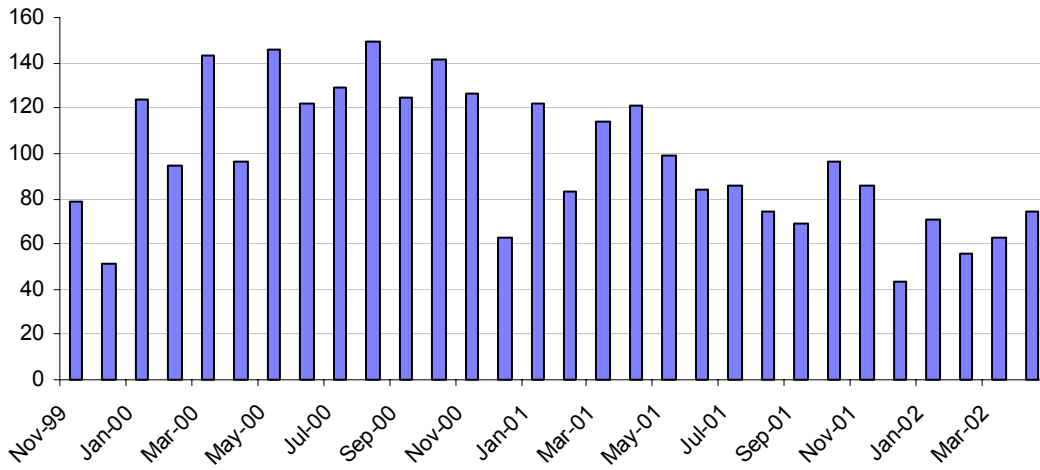
**Oncology megavoltage radiation treatment waiting times as at 30 April 2002 (excluding protocol patients)**



**Percentage of people starting megavoltage radiation oncology treatment on time**



Numbers of people waiting 4-6 weeks for megavoltage radiation oncology treatment



Numbers of people waiting more than 6 weeks for megavoltage radiation oncology treatment

