

## Oncology megavoltage treatment waiting time returns December 2001

During the period 1 to 31 December 2001, 267 patients on the radiation treatment waiting list started treatment on time, 144 patients waited longer than 4 weeks for treatment after the decision to treat. Of those waiting longer than 4 weeks, 102(71 percent) had waited longer than 6 weeks.

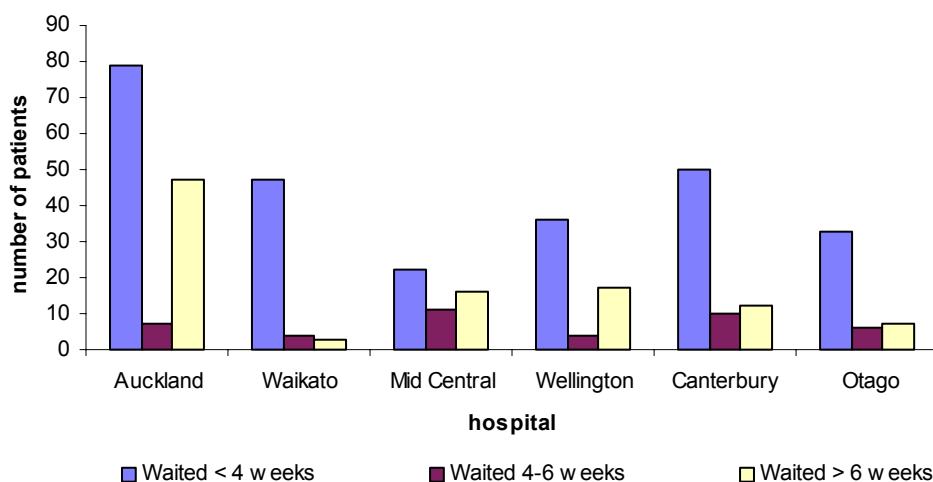
### Oncology megavoltage radiation treatment waiting times as at 31 December 2001

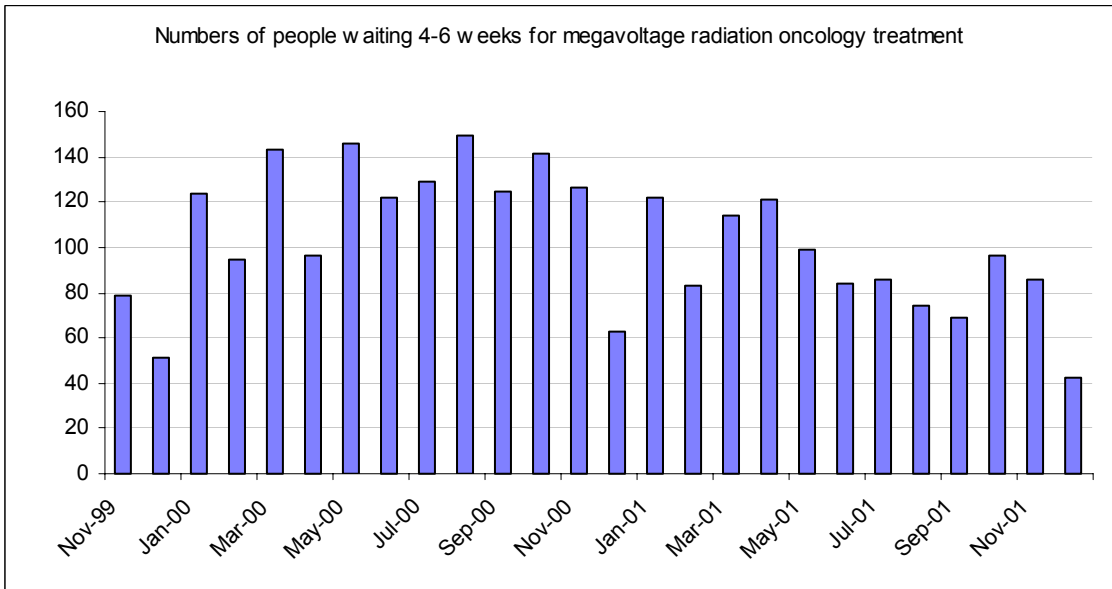
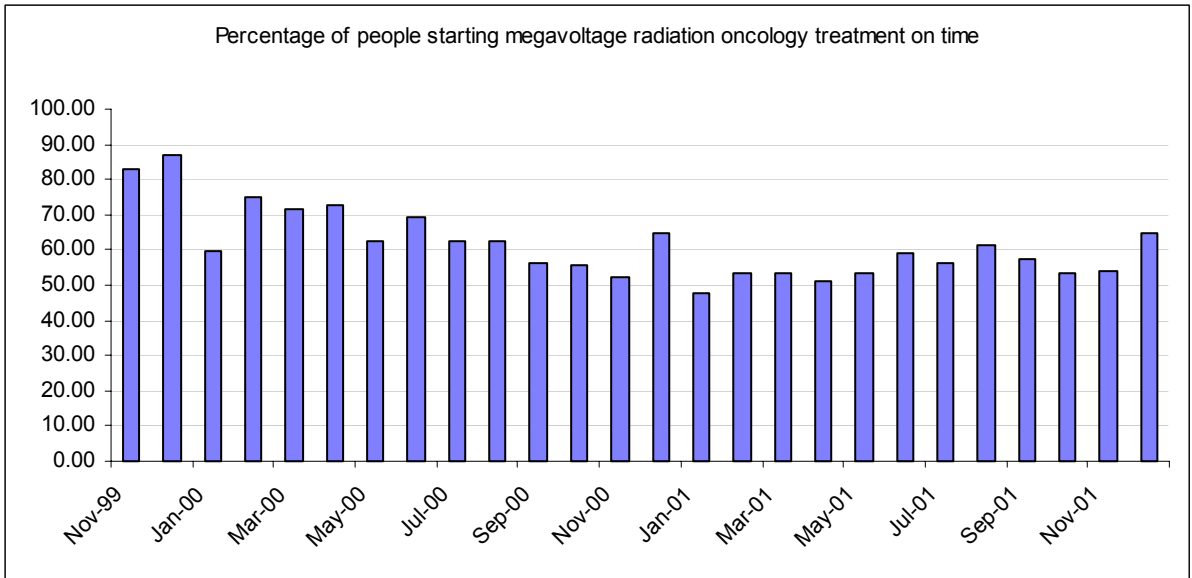
<b>Raw Number of Patients</b>	<b>Auckland</b>	<b>Waikato</b>	<b>Mid Central</b>	<b>Wellington</b>	<b>Canterbury</b>	<b>Otago</b>
<i>Waited &lt; 4 weeks</i>	79	47	22	36	50	33
<i>Waited 4-6 weeks</i>	7	4	11	4	10	6
<i>Waited &gt; 6 weeks</i>	47	3	16	17	12	7
<i>Total number starting</i>	133	54	49	57	72	46
<i>Protocol Patients</i>	22	2	9	2	6	1
<b>Percentage of Patients</b>						
<i>% waited &lt; 4 weeks</i>	59.40	87.04	44.90	63.16	69.44	71.74
<i>% Waited 4-6 weeks</i>	5.26	7.41	22.45	7.02	13.89	13.04
<i>% Waited &gt; 6 weeks</i>	35.34	5.56	32.65	29.82	16.67	15.22

### Actual change in number of people waiting > 4 weeks November-December

<i>Number Waited 4-6 weeks</i>	-18.0	4.0	11.0	4.0	10.0	6.0
<i>Number Waited &gt; 6 weeks</i>	-35.0	1.0	-16.0	-18.0	-11.0	-3.0
<b>% Change in number of people waiting &gt; 4 weeks November-December</b>						
<i>% Waited 4-6 weeks</i>	-72.0	-20.0	57.1	-73.3	11.1	-76.0
<i>% Waited &gt; 6 weeks</i>	-42.7	50.0	-50.0	-51.4	-47.8	-30.0

### Oncology megavoltage radiation treatment waiting times as at 31 December 2001 (excluding protocol patients)





Numbers of people waiting more than 6 weeks for megavoltage radiation oncology treatment

